



Australian National Kennel Council Ltd ABN 77 151 544 679 trading as Dogs Australia

Rules for the conduct of Obedience Trials

(Effective from 1st January 2021)

**Approved by the Australian
National Kennel Council Ltd 1965**

Revised
01/01/1967
01/01/1971
18/04/1973
10/04/1978
21/09/1983
11/10/1988
07/11/1993
01/05/1999
05/06/2005
16/03/2008
20/03/2010
14/03/2015
14/03/2020
15/06/2024

**Adopted by the Member Bodies of
Australian National Kennel Council Ltd**

AUSTRALIAN CAPITAL TERRITORY

Dogs ACT
PO Box 815
DICKSON ACT 2602
Phone: (02) 6241 4404
Email: admin@dogsact.org.au Website: www.dogsact.org.au

WESTERN AUSTRALIA

Dogs West
602 Warton Road
SOUTHERN RIVER WA 6110
Phone: (08) 9455 1188 Fax: (08) 9455 1190
Email: k9@dogswest.com Website: www.dogswest.com

QUEENSLAND

Dogs Queensland
PO Box 1136
MT OMMANEY QLD 4074
Phone: (07) 3252 2661 Fax: (07) 3252 3864
Email: info@dogsqueensland.org.au Website: www.dogsqueensland.org.au

NORTHERN TERRITORY

Dogs NT
PO Box 37521
WINNELLIE NT 0821
Phone: (08) 8984 3570 Fax: (08) 8984 3409
Email: naca1@bigpond.com Website: www.dogsnt.com.au

NEW SOUTH WALES

Dogs NSW
PO Box 632
ST MARYS NSW 1790
Phone: (02) 9834 3022
Email: info@dogsnsw.org.au Website: www.dogsnsw.org.au

SOUTH AUSTRALIA

Dogs SA
PO Box 844
PROSPECT EAST SA 5082
Phone: (08) 8349 4797
Email: info@dogssa.com.au Website: www.dogssa.com.au

TASMANIA

Dogs Tasmania
PO Box 116
GLENORCHY TAS 7010
Phone: (03) 6272 9443 Fax: (03) 6273 0844
Email: admin@tasdogs.com Website: www.tasdogs.com

VICTORIA

Dogs Victoria
Locked Bag K9
CRANBOURNE VIC 3977
Phone: (03) 9788 2500 Fax: (03) 9788 2599
Email: office@dogsvictoria.org.au Website: www.dogsvictoria.org.au

TABLE OF CONTENTS

	Page No
INTRODUCTION	1
GENERAL	1
TITLES	1
Class Titles	1
Champion Title	1
Grand Champion Title	2
CLASSES (Definition)	2
DECISIONS (Affiliate and Judge)	2
RINGS	3
EXHIBITS	3
Barking and Other Vocalisation	3
Bitches in Oestrus	3
Dogs Wearing Protective Clothing	3
Entry Number	3
Fouling	3
Judging Ring	3
Removal of a Dog	3
Withdrawal of Dog	3
EXHIBITORS AND HANDLERS	4
Additional Commands	4
Change of Pace	4
Commands	4
Dead Dog Position	4
Deductions	4
Disqualification	4
Dog's Name	4
Dog Sitting in Front of Handler in the Recalls, Retrieves or Jumping Exercises	5
Dress Code	5
Entering the Ring	5
Failure to Leave the Starting Marker	5
Finish or Going to Heel	5
Handler Receiving Orders	5
Handler Returning to the Dog	5
Heeling	5
Heel Position	5
PENALTIES	5
Corrections	5
Misbehaviour	5
Reprimands	5
Physical Guidance	5
Placing or Sending Dogs into the Prescribed or Nominated Area	5

PRAISE	6
URNS	6
About Turns	6
REWARDS	6
TRAINING AIDS IN THE RING	6
JUDGING PROCEDURES	6
Awards and Placings	6
Breaking from Position	6
Calls	6
Certificates	6
Charts – Judging	6
Change of Position	6
Examinations	6
Exercise Finished	7
Group Exercises	7
Excluding dog/s from Group Exercises	7
Judging (Classes)	7
Multiple Exercises	7
Non Qualifying Score	7
Order of Judging	7
Re-judging	7
Retrieving	8
Starting and Finishing	8
Substantially Right Direction	8
Substantially Within Prescribed Area (UD)	8
Substantially Within Nominated Area (UDX)	8
Take Up Position	8
Testing Procedure	8
Ties	8
GUIDE TO JUDGES	8
EQUIPMENT	9
JUMPS	9
Calculation of the Height & Width of Jumps	9
Bar Jump	9
Broad Jump	10
Solid Jump	10
Collars and Leads	11
Dumbbell	11
Food	11
Gloves	11
Holding the Lead	11
Markers	11
Nominated Area (UDX)	11
Prescribed Area (UD)	11
Scent Discrimination (UD)	11
Scent Discrimination (UDX)	12
Seek Back Article/s (UD and UDX)	12

CLASSES

COMMUNITY COMPANION CLASS	13
Heel on Lead	13
Stand for Examination	13
Recall	14
1 Min. Sit Stay	14
2 Min. Down Stay	15
Score Sheet	16
NOVICE CLASS	17
Heel Free	17
Stand Free for Examination	17
Recall	18
Retrieve on the Flat (optional)	18
Change of Position (optional)	19
1 Min Sit Stay	19
3 Min Down Stay	20
Score Sheet	21
OPEN CLASS	22
Heel Free	22
Stand Free for Examination	22
Drop on Recall	23
Retrieve Dumbbell on Flat	24
Retrieve Dumbbell Over Solid Jump (optional)	24
Directed Retrieve (optional)	25
Broad Jump (optional)	26
Distance Control (optional)	26
3 Min Down Stay – Handler out of Sight	27
Score Sheet	28
UTILITY CLASS	29
Seek Back	29
Directed Jumping	30
Scent Discrimination	31
Signal Exercise	32
Speak on Command (Optional)	32
Food Refusal (Optional)	33
Directed Retrieve (Optional)	33
Group Examination	34
5 Min. Down Stay – Handler out of Sight	35
Score Sheet	36
UTILITY DOG EXCELLENT CLASS	37
Seek Back with Decoy Article	37
Positions in Motion	38
Scent Discrimination - Judges Scent	38
Directed Sendaway and Recall	39
Distance Control	40
Multiple Retrieve	41
Group Examination	42
Score Sheet	43

RULES AND EXERCISES FOR OBEDIENCE TRIALS

GENERAL RULES INCLUDING GLOSSARY

1. INTRODUCTION

Obedience trials are a sport, and it is expected that all participants will be guided by the principles of good sportsmanship both inside and outside of the ring.

Obedience Trials demonstrate the dog and handler's ability to work together with precision and publicly showcase the training that has been undertaken to achieve this. Classes are designed to be progressive, allowing the dog and handler to grow in skill and experience as titles are earned. The performance of the dog and handler in the ring must be accurate and correct according to these rules and regulations. It is also essential that the dog demonstrates willingness and enjoyment while it is working and that the handler demonstrates smooth and natural handling without using harsh commands.

These Rules are binding on Member Bodies of the ANKC Ltd.

Interpretation of these Rules should not be necessary, however should there be a need for individuals to seek clarification; application must be made by the Member Body to the appropriate Committee of the ANKC Ltd, whose decision shall be binding.

2. GENERAL

Written dispensations and allowances granted by any State or Territory Member Body to a Handler will be recognised by all Member Bodies of the ANKC Ltd.

3. TITLES

Class Titles:

All dogs eligible to be entered in Obedience Trials in accordance with these Rules shall be eligible to receive Class Title Certificates upon qualification and application.

The Member Body will receive applications for the use of the letters:

- (1) 'C.C.D.' signifying Community Companion Dog in connection with, and after the name of, each dog, which shall be certified by Judges to have received three (3) qualifying scores of 85 or more points in the Community Companion Dog Class.
- (2) 'C.D.' signifying Companion Dog; 'C.D.X.' signifying Companion Dog Excellent; 'U.D.' signifying Utility Dog and 'U.D.X.' signifying Utility Dog Excellent in connection with, and after the name of, each dog, which shall be certified by judges to have received three (3) qualifying scores of 170 or more points in Novice, Open, Utility and Utility Dog Excellent Classes respectively.

Only the Highest Obedience Title awarded to the dog will be used after the name of the dog.

Applications for C.C.D., C.D., C.D.X., U.D. and U.D.X. titles must be accompanied by Trial Certificates indicating qualifying scores under at least two different Judges.

Applications for all titles must be accompanied by the prescribed fee (where applicable) and, upon approval, a Certificate will be issued to the applicant authorising the use of the letters concerned.

Champion Title:

The Member Body will receive applications for the title of OBEDIENCE CHAMPION O.CH. in connection with each dog which, having gained its Utility Dog (U.D.) title, thereafter gains a further five scores in the Utility ring of 185 points or better (qualifying score) under at least three different judges.

Or

The Member Body will receive applications for the title of OBEDIENCE CHAMPION O.CH. in connection with each dog which, having gained its Utility Dog Excellent (U.D.X.) Title, gains an additional two (2) qualifications in U.D.X. of 185 points or better (qualifying score) under two (2) different judges.

The Member Body will, upon approval of such Title and payment of the prescribed fee, issue to the applicant an Australian National Kennel Council Ltd OBEDIENCE CHAMPION Certificate. The title of OBEDIENCE CHAMPION 'O.CH.' is to appear before the name of the dog.

The Member Body will receive applications for the title of 'Dual Champion' in connection with each dog which has gained its Conformation Champion Title and Obedience Champion (O. CH.) Title.

Grand Champion Title:

The Member Body will receive applications for the title of OBEDIENCE GRAND CHAMPION (O.GR.CH.) in connection with each dog, which has gained its Obedience Champion Title (O.CH.) and its Utility Dog Excellent (U.D.X.) Title and thereafter gains a further five (5) scores in the Utility Dog Excellent ring of 185 points or better (qualifying score) under at least three different Judges.

The Member Body will, upon approval of such Title and payment of the prescribed fee, issue to the applicant an Australian National Kennel Council Ltd OBEDIENCE GRAND CHAMPION Certificate. The title of OBEDIENCE GRAND CHAMPION 'O.GR.CH.' is to appear before the name of the dog.

4. CLASSES

All classes must be available for competition at the Trial and included on the trial schedule unless special permission is granted by the Member Body. No classes other than the following shall be provided or withdrawn without the special permission of the Member Body.

- (a) **COMMUNITY COMPANION DOG CLASS:** For dogs, six months of age or over, and of either sex which are not eligible for the title of 'Community Companion Dog' (C.C.D.). Under no circumstances except where an application for a C.C.D. Title has been rejected on a technicality, shall a dog, which has gained a qualifying score in a Novice Class, be eligible to compete in the Community Companion Dog Class. A dog is not permitted to compete in the Community Companion Dog Class and a Novice Class at the same trial.
- (b) **NOVICE CLASS:** For dogs, six months of age or over, and of either sex which are not eligible for the title of 'Companion Dog' (C.D.). Under no circumstances except where an application for a C.D. Title has been rejected on a technicality, shall a dog which has competed in an Open Class be eligible to compete in the Novice Class.
- (c) **OPEN CLASS:** For dogs of either sex, which have qualified for the title of 'Companion Dog' (C.D.) in Novice Class.
- (d) **UTILITY CLASS:** For dogs of either sex, which have qualified for the title of 'Companion Dog Excellent' (C.D.X.) in Open Class.
- (e) **UTILITY DOG EXCELLENT CLASS:** For dogs of either sex, which have qualified for the title of 'Utility Dog' (U.D.) in Utility Class.

Notes:

- (a) A dog which has gained sufficient awards to qualify for the title of C.D., C.D.X. or U.D. shall NOT be eligible to compete in a higher class at an Obedience Trial until such time as the owner/s have lodged an application for recognition of the title with the Member Body in the State or Territory in which the registered owner/s reside.
- (b) Qualifications up to, and including, the date of closing of entry shall count as eligibility to compete in any Class.
- (c) Each dog must have a separate Handler for all Group exercises.

5. DECISIONS

- (a) Decisions of the Committee of the Affiliate conducting a trial shall be subject to appeal to the Member Body in the State or Territory in which the Trial is conducted.
- (b) The Rules of the Member Body shall apply to all Obedience Trials and to any Affiliate conducting Obedience Trials and in the event of any inconsistency, the Rules of the Member Body shall prevail.

- (c) Anyone taking part in a trial who openly impugns the actions or decisions of the Judge shall render themselves liable to be debarred from further participation in the trial and may be ordered from the grounds and further dealt with at the discretion of the Member Body.

6. RINGS

Unless special permission of the Member Body is obtained, the minimum size of an outdoor ring must be forty five (45) metres by fifteen (15) metres and in no case shall be less than thirty (30) metres by fifteen (15) metres.

If a trial is held indoors, the ring must measure at least fifteen (15) metres by ten (10) metres and be covered with a non-slip surface.

Where space permits, the size of the rings may be larger, especially in the Utility and Utility Dog Excellent Classes. It is recommended that a corridor of two (2) metres be placed around the U.D. and U.D.X. rings if space permits. A two (2) metre corridor around all rings is considered advisable where practical.

7. EXHIBITS

Barking and Other Vocalisation:

Penalties for a dog that vocalises in any way whilst in the ring shall be dependent on the circumstances. Except for 'Continual barking inclusive of between exercises' which must incur disqualification from the class, points for vocalising in any way during an exercise must be deducted under 'penalty for misbehaviour' as follows:

Occasional: May incur a deduction up to five (5) points

Excessive: Must incur a deduction from six (6) up to ten (10) points

Continual: Disqualification

Note: A dog which responds vocally to praise at the end of an exercise or part exercise shall NOT be penalised.

Bitches in Oestrus:

Bitches in oestrus or showing a coloured discharge of any sort must not be permitted to compete in Trials or to remain within the precincts of a Trial.

Dogs Wearing Protective Clothing:

Protective clothing may be worn by the dog for the individual and/or group exercises at the discretion of the Judge. Protective clothing may only be put on, or removed from, the dog before the commencement or after the completion of judging of stated exercises.

Entry Number:

The Handler must be provided with the dog's catalogue number which must be worn where it can be clearly seen. In the case of multiple entries, only the entry number pertaining to that particular entry is to be visible whilst in the ring.

Fouling:

A dog which fouls at any time while it is under the control of the Judge must be disqualified and removed from the ring immediately. **(Amended 10/23, 5.14 – effective 01/01/24)**

Judging Ring:

No dog shall be permitted to enter or use the Trial Rings except whilst being judged until the completion of all classes, unless with the permission of the affiliate conducting the Trial.

Removal of a Dog:

The Judge must order the removal and disqualification from all Trial Competition on the day any dog that attacks, and must lodge a report with the Member Body. The Judge may order the removal from competition of any dog, which does not obey its Handler, any Handler who openly interferes wilfully with another competitor or a competitor's dog or whose behaviour is objectionable, and must exclude from competition any dog, which the Judge considers unfit or physically unable to compete.

Withdrawal of Dog:

A dog may be withdrawn during judging of the individual exercises with the consent of the Judge, but must not take any further part in that class, except where required as a stand in dog in a group exercise. Should a competitor choose to withdraw after the individual exercises, they must inform the Judge or Steward prior to the commencement of the Group exercises.

8. EXHIBITORS AND HANDLERS

Additional Commands:

If a Judge considers that, but for an additional command the dog would not have performed the Principal Feature of the exercise, it will receive a non-qualifying score.

Change of Pace:

The dog will show three distinct paces. During the heeling routine the dog will show a slow, normal and fast pace. The pace will be in proportion to the size and build of the dog.

Commands:

Where the word 'command' appears in specific exercises, it will mean 'command and/or signal' unless otherwise specified.

All verbal commands must be in the English Language unless approved otherwise by the Judge.

One command only is given to the dog for a specific action on the part of the dog. The verbal command must be a single word.

The command may be given by the use of the Handler's voice and/or specific action of the Handler in the form of a signal.

A voice command and a signal may be given, but must be used simultaneously. A signal should be a single gesture of the arms and hands only. Signals must be inaudible and must not touch the dog. The arms and hands may be returned to a different position but, once there may not be moved again during that portion of the exercise.

Any unusual noise, prolonged or extended signal or movement of the Handler may be considered by the Judge as a 'signal', or extra command.

Where the dog's name is used to attract its attention, a distinct pause between the name of the dog and the command is required.

When giving the command to stay before throwing the dumbbell or the command to finish in every exercise that requires a retrieve, the hand holding the dumbbell or the retrieved article must not be used to give the signal to stay or finish. Failure to comply will result in a deduction for failing the lesser points of the exercise.

Dead Dog Position:

A dog lying completely on its side, whether its eyes are open or not, is called a 'dead dog'.

Deductions:

Zero Score: No points are awarded: the dog cannot qualify in the Trial. A dog which fails to perform the Principal Feature of an exercise or part exercise shall receive a zero score for that exercise or part exercise, unless otherwise stated.

Over 50 %: Over half the maximum points allocated for the exercise. The dog cannot qualify in the Trial.

Substantial: Any number of points over 20% and up to and including 50% of the maximum points allocated for the exercise.

Minor: Any number of points up to and including 20% of the maximum points allocated for the exercise.

Disqualification:

No points awarded. The dog is disqualified from all Trial Competition on the day and the Judge must provide a written report to the Member Body within 14 days. In instances where the disqualification was incurred for continual barking, a correction penalty, fouling the ring or for handlers bringing training aids into the ring, handlers will only be disqualified from that class and no report is required. **(Amended 10/23, 5.15 – effective 01/01/24)**

Dog's Name:

Unless otherwise stated under Description of Exercise, the dog's name may be used only at the commencement of any exercise.

Dog Sitting in front of Handler in the Recalls, Retrieves, or Jumping Exercises:

Except in the C.C.D. Class and Novice Retrieve, if a dog fails to sit in front of its Handler in any of the above exercises, the penalty for this error must be a Substantial deduction. Unless specified in the individual exercises, when a dog goes directly to heel without sitting in front of the Handler it shall incur two substantial deductions.

Dress Code:

Adequate sensible dress with appropriate footwear (no thongs, scuffs or bare feet) is required to be worn by the Handler in the ring.

Entering the Ring:

On the Steward's call of the dog's catalogue number, the Handler will enter the ring with the dog on lead and stand near the 'starting marker' on whichever side preferred, and sit the dog in the heel position. The exception is for Group exercises when the Handlers will take up position with their right foot next to the stay marker. Unless otherwise stated in the description of an exercise, the dog must be sitting in the heel position before the exercise commences.

Failure to Leave the Starting Marker:

Should the dog require more than two commands to leave the starting marker in any one exercise, it must receive a Zero score for that exercise or part exercise, whichever is applicable.

Finish or Going to Heel:

The dog must go briskly to the Heel position either directly from the front or around the back of the Handler and sit without further command immediately it reaches that position. At no time should the Handler be crowded by the dog. (The Flip or Continental Finishes are acceptable.)

Handler Receiving Orders:

The Handler must wait for the Judge to give the various orders. Failure to comply with this Rule must incur a penalty.

The Judge must inform the Handler before the start of the exercise if they intend using a signal in lieu of a verbal order for any specific exercise.

Handler Returning to the Dog:

When the Handler returns to the dog, they must walk around the back of the dog to the heel position.

Heeling:

During heeling exercises, the Judge's orders - 'Halt', 'Stand (Stand your Dog)' and 'Down (Down your Dog)' - must be followed by the order 'Forward' or 'Exercise Finished'. Failure to perform at least one sit, one down and one stand in the heeling exercise must incur a non-qualifying score.

Heel Position:

The dog is at the Handler's left side as close as practicable to the Handler.

PENALTIES:

With the exception of disqualifications, penalties for misbehaviour and physical guidance must be imposed and points deducted under penalty for misbehaviour as follows:

Corrections: to the dog whilst under the control of the Judge will incur penalties up to and including disqualification.

Misbehaviour: If at any time whilst the Handler and dog are in the ring, a Handler is guilty of any breach of the Trial Rules, or other misbehaviour, a penalty must be imposed.

Reprimands: must not under any circumstances be used in the Ring. A 'reprimand' means either verbal or physical and must incur a penalty or disqualification. Intimidating or abusive commands will be penalised.

Physical Guidance: such as putting the dog into place or restraint between exercises, must be penalised.

Placing or Sending Dogs into the Prescribed or Nominated Area:

Handlers are not permitted to send or place their dogs in the Prescribed Area or Nominated Area at any other time than during the exercise. Failure to obey this instruction will be classed as misbehaviour and must be penalised in this section.

PRAISE:

Praise (both verbal and physical) is allowed and is to be encouraged, where stipulated in Description of Exercise, and between exercises after the Judge has ordered 'Exercise Finished' or 'Part Exercise Finished'.

TURNS:

All turns other than about turns will be of 90 degrees and be sharply executed. Both left and right about turns will be 180 degrees and may be either sharp U-turns or Handler pivot turns. The Handler must not become stationary during a turn.

About Turns:

Handlers are to execute about turns, i.e. pivot and or U turns, as they see fit during the heeling routine without penalty.

REWARDS:

No rewards for the dog are to be left within five (5) metres of the competition rings.

TRAINING AIDS IN THE RING:

No food or visible or audible aids carried or worn by the Handler, or Training Aids (ball, 'bumbags', toys, dummies, tug leads etc.) will be taken into the Ring by the Handler.

Penalty – Disqualification

9. JUDGING PROCEDURES**Awards and Placings:**

For all Awards and Placings, a qualifying score will take precedence over a non-qualifying score.

Breaking from Position:

When a dog sits or moves all four (4) feet after the command 'Stay ' in the Stand for Examination, Stand Free for Examination, Group Examination, and the Stand position for the Speak on Command, Food Refusal, Signal Exercises and Distance Control or rolls onto its back during the Down Stay, it is deemed to have broken from position.

If a dog lifts to settle itself or to roll onto a hip and 'shows air' in the process during the Down Stay, as long as the dog does not move off the position where it was left there shall be no deduction. If the dog continually lifts or rolls from hip to hip, it shall be deemed as fidgeting.

Calls:

Any Handler whose dog has passed the inspection and does not answer the Ring Steward's third call must be marked 'Absent'.

Certificates:

An Obedience Trial Certificate, showing the total number of points awarded, must be available to each qualifying dog in each Class. **(Amended 06/24, 5.9 – Effective 01/07/24)**

Charts - Judging:

A properly compiled and separate Judging Chart must be provided for each Judge officiating at a Trial. Each Chart must be signed by the Judge who must personally enter the points on the Chart at the conclusion of each exercise and total the scores before any Awards are made. An outside ring board or separate judging chart will be provided to the Steward who shall keep this up to date during the running of the Class.

It is the Judge's responsibility to see that Judging Charts are checked, scores correctly recorded, signed and delivered to a responsible Trial Official immediately each chart is completed.

Change of Position:

No request for a change of position in Group exercises will be allowed.

Examinations:

For all examinations the Judge must approach the dog from the right or left front and not direct front. In examining the dog, the Judge will touch those parts of the dog's body detailed in the exercise description for each class. This is a temperament test so undue pressure must not be exerted on the dog's shoulders, back or hips to test for 'stability'.

Where stand-in dog/s are required for the Utility and Utility Dog Excellent 'Group Examination', the stand-in dog/s must not be examined.

Exercise Finished:

Except for 'Penalty for Misbehaviour' no judging is to be continued in any exercise after the stage is reached where the Judge says 'Exercise Finished'.

Group Exercises:

Group Exercises must consist of a minimum of three (3) dogs and a maximum of ten (10) dogs and must be judged by the same person who officiated in the individual exercises segment of the Trial. Each dog must have a separate Handler for the Group Exercises. If there are insufficient entrants the Judge will ask the Steward to furnish stand-in dogs to make up a Group. These dogs must be left on lead and the Handler must stay next to the dog in the heel position. Unless an exhibitor has multiple entries, an exhibit must be handled by the one competitor for all exercises. In extreme weather conditions the Judge shall consider using areas of shade where practical to conduct the group stay exercises.

The distance between dogs for all group exercises must be approximately two and a half (2.5) metres.

Excluding dogs from Group Exercises:

Where a Judge considers that it would be unsafe for a dog or dogs to take part in, or continue to take part in, a group exercise, the Judge shall advise the handler or handlers that the dog or dogs is / are disqualified and is / are not permitted to take part in or continue to take part in the exercise.

In considering whether it would be unsafe for a dog or dog to take part in or continue to take part in an exercise, a Judge may consider any relevant matter including, but not limited to, the following:-

- (a) The conduct of the dog or dogs leading up to or during the exercise, including conduct that occurs anywhere in the precincts of the trial rings.
- (b) The effect or likely effect of that conduct on other dogs taking part in the exercise.
- (c) The conduct of the handler or handlers of the dog or dogs leading up to or during the exercise.
- (d) The likelihood of harm being caused to dogs, handlers or trial officials.

Judging:

If multiple classes are judged in the one ring, the U.D. and U.D.X. Classes must be judged before other Classes.

Multiple Exercises:

After non-qualifying in a part of a multiple exercise, the Handler has the option of not proceeding with the rest of that exercise.

Non-Qualifying Score:

Unless specifically approved by the Member Body, a non-qualifying score shall not in itself necessarily constitute grounds to order removal, and dogs will generally be given the opportunity to complete the class exercises. A Judge may not be permitted to dismiss a competitor from the ring based solely on an NQ score. Should the competitor choose to continue they must not use it as a training session.

Order of Judging:

All exercises must be judged in the same order as the exercises are listed in the Rule Book.

Re-judging:

If a dog has failed a particular part of an exercise, it shall not ordinarily be re-judged nor given a second chance. However, if the dog's performance was prejudiced by peculiar or unusual conditions the Judge may, at their own discretion, re-judge the dog on the entire exercise except in the case of Food Refusal, Speak on Command, Scent Discrimination, Directed Jumping and the Multiple Retrieve exercises, where only that particular part may be re-judged.

In a group exercise, any dog which has not been affected by the peculiar or unusual circumstances should be allowed to complete the exercise before re-judging commences.

Retrieving:

Penalties for a dog which drops, refuses to give up, fails to deliver to hand a retrieved article, or picks up an incorrect article must be imposed in accordance with deductions set out for each retrieving exercise. If the Handler drops any article after taking it from the dog, the penalty must be a minor.

Starting and Finishing:

Prior to the start of each exercise or part exercise, the Judge will ask the Handler 'Are you ready? ' The Handler must clearly acknowledge the Judge's request. All judging must finish when the Judge orders 'Exercise Finished'.

Substantially Right Direction:

In the Directed Jumping exercise, 'Substantially Right Direction' means the dog is to remain within the inside lines of the inside jump uprights.

Substantially within the Prescribed Area (UD):

A dog which does not sit with its body substantially within the Prescribed Area, i.e. it has two or more legs outside the area, or fails to sit in the Prescribed Area, shall be given a zero score for that part of the exercise. Where a dog has a minor part of its body, such as only one leg, outside the Prescribed Area, it shall receive a minor deduction. Where a dog requires a command to sit in the Prescribed Area it shall receive a substantial deduction.

Substantially within the Nominated Area (UDX):

Where a dog is substantially but not entirely within the Nominated Area i.e. the dog has a minor part of its body, such as only one leg outside the Nominated Area, it shall receive a minor deduction.

Take Up Position:

All exercises requiring the Handler to take up position should commence after the Handler takes up the indicated position and has clearly acknowledged the Judge's question 'Are you ready? '

Testing Procedure:

The Judge must test each dog separately except for 'Sit' and 'Down' Stay exercises and Group examination. As each dog enters the Ring on the lead, the Judge must see that it has on the required collar.

Ties:

Two or more separate exhibits must not be placed equal in any Award. In the event of a Tied Score it must be decided by a count-back of the sum of points awarded in the following manner-

Community Companion Dog:	Heel on Lead plus Recall
Novice:	Heel Free plus Recall
Open:	Heel Free plus Drop on Recall
Utility:	Scent Discrimination plus Signal Exercise
Utility Dog Excellent:	Seek Back with Decoy plus Positions in Motion

In the event of a tied score still resulting, it will be left to the discretion of the Judge to count back any exercise they select.

10.GUIDE TO JUDGES

The responsibility for making the test interesting to the public and worthwhile to the Exhibitor is left to the Judge who must not permit the judging to be prolonged so that Handlers and those watching become bored and to cause competing dogs to tire. Judges must remember that they are judging the dogs on their ability to perform the tests set for them and not on their show points or conformation. Judges must not be too lenient in their marking of dogs, as dogs should not attain their Titles upon work of poor quality.

Orders from Judges should be those listed in the Rules. The single word or phrase orders listed are optional at the discretion of the judge. The listed executive word must be used. The Member Body may modify these Rules to the extent necessary to permit disabled persons to compete, provided that they can negotiate the exercises unassisted.

The Judge must look for the following in testing a dog and penalise accordingly -

- (a) enjoyment and willingness to work is to be desired; fear and dislike of work shall be penalised;
- (b) gentleness and smoothness of handling is to be greatly desired;

- (c) a Handler shall give a command once only except in the case of the command to 'Heel' which may be repeated to the dog each time the Judge tells the Handler to go forward;
- (d) signalling correction to a dog from a distance is not permitted;
- (e) talking to the dog by the Handler, snapping of fingers, slapping of sides and stamping of feet, etc., must be penalised;
- (f) during the heel routines, the Handler must walk briskly with the dog at their left side. In the 'Heel on Lead' exercise the lead must be completely loose. Guiding the dog by means of the lead shall be penalised;
- (g) the dog must never anticipate the Handler's commands but must wait for commands;
- (h) at the Judge's order for the Handler to halt, the Handler must stop and the dog must sit smartly at heel without command and not move until commanded to do so.

11. EQUIPMENT

All Ring equipment necessary for the proper conduct of a Trial shall be provided by the Affiliate conducting the Trial.

The Judge must inspect and approve all equipment used by the Affiliate and the Handlers in the Trial and ensure that it complies with the Rules.

JUMPS:

It is the Judge's responsibility to see that jumps are set for each dog in accordance with these rules. All jumps must be white, except for the bar used in the Bar Jump.


Calculation of the Height and Width of Jumps:

The dog's height shall be measured at the withers to the nearest 10mm. The dog's jump height shall be stated on the entry form by the exhibitor.

Height of Dog at Withers	Height to be jumped	Broad Jump	Number of Broad Jump Hurdles
Under 250mm	150mm	300mm	2
250mm and under 380mm	200mm	400mm	2
380mm and under 450mm	300mm	600mm	3
450mm and under 550mm	400mm	800mm	3
550mm and over	500mm	1000mm	3

Bar Jump:

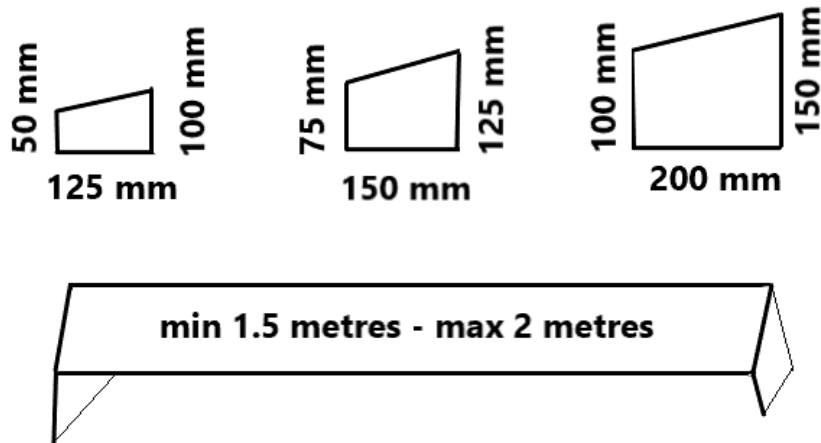
The Bar Jump must consist of two uprights 1000mm - 1200mm high and a bar approximately 35 mm in diameter. The bar must be coloured black and white alternate sections of about 100 mm and be a minimum of one point two (1.2) metres and a maximum of one and a half (1.5) metres in length. The Jump will be adjustable for height. Side post adjustment to be constructed so as the bar will fall off if hit hard enough, in either direction.



Broad Jump:

The Broad Jump must consist of three separate hurdles a minimum of one and a half (1.5) metres and a maximum of two (2) metres wide. All other dimensions are as per the diagram below. For convenience, the three jumps may be built to nest together.

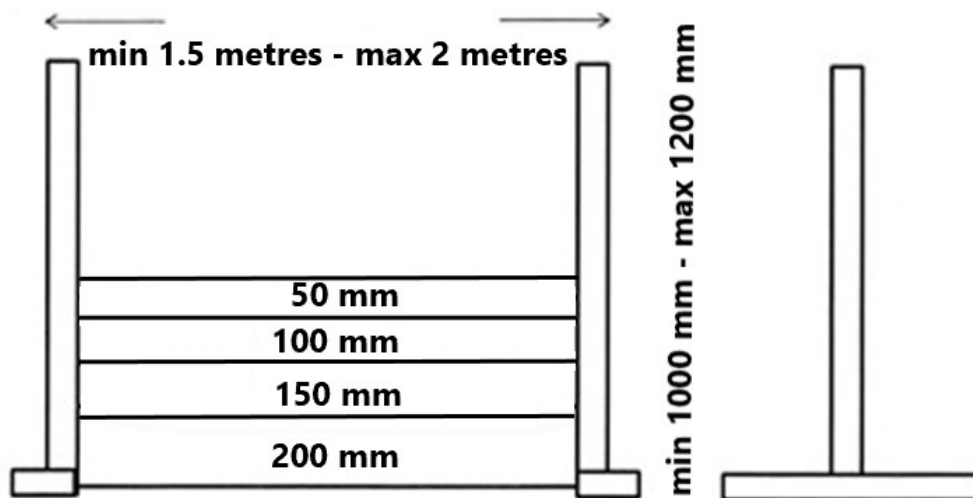
When decreasing the number of hurdles in the jump, the highest hurdle will be removed first.



Solid Jump:

The Solid Jump must consist of two uprights 1000mm - 1200 mm high a minimum of one and a half (1.5) metres and a maximum of two (2) metres wide with fill in panels of various sizes so as to provide adjustment for the jump to be set at the prescribed heights. The height in millimetres must be clearly visible on each side of each panel in black figures. The figure on the base panel must represent the distance from the ground to the top of the panel. Suggested size of the fill in panels 1 x 200 mm, 1 x 150mm, 2 x 100 mm, 1 x 50 mm combined to make each dog's required jump height.

Any alternate design must be approved by the relevant ANKC Ltd Member Body.



Collars and Leads:

All dogs must have a slip or fixed collar which fits loosely around only the dog's neck and which must remain on the dog at all times. No spiked collars, electronic collars or collars which give additional head control shall be permitted.

The minimum length of lead will be 750mm and it will be fitted with a quick release fastener. All dogs must enter and leave the Ring on a lead. In exercises that require a dog to be off-lead, the lead will be taken off and handed to the Steward at the start marker.

All exercises with the exception of 'Heel on Lead' and 'Stand for Examination' in the Community Companion Dog Class must be executed off-lead.

Dumbbell:

The dumbbell shall be made of wood and/or solid plastic and must be shaped like a dumbbell. It may be painted but shall not be covered with any foreign material. The weight and size of the dumbbell should be in proportion to the size of the dog.

Food:

The food provided for the Food Refusal exercise must consist of two different varieties, e.g. cooked or raw meat, cheese, cake, milk, etc.

Gloves:

The Handler will provide three predominantly white, wrist length, cotton gloves which must be open and must be approved by the Judge. The size of the gloves may be in proportion to the size of the dog.

Holding the Lead:

The lead will be held in the left or right hand. Slack may be taken up in the other hand. Where the hand holding the lead is removed from the lead to give a signal, it must be returned to the lead immediately such a signal is given.

Handlers must use sufficient length of lead to give freedom of movement and show a distinct loop at all times.

Markers:

Each judging Ring must contain a marker to show where a competitor must stand before the start of individual exercises. Stay markers are numbered markers which must be used in marking the dog's positions in the Group exercises.

Nominated Area (UDX):

A Nominated Area is to be designated for the Directed Sendaway and Recall exercise. The area is to be two (2) metres square and the corners are to be defined by cones that are to be white and solid (i.e. not translucent and unbroken by any side slits or holes) and clearly visible to the Handler and Judge. Cones must be no smaller than 75mm and no larger than 250mm high. At the Judge's discretion, the equipment forming the 'Nominated Area' may remain on the ground for the duration of judging, or it may be removed from the ring and only set in place specially for the judging of the Directed Sendaway.

Prescribed Area (UD):

The Prescribed Area shall form a square with one and a half (1.5) metre long sides. It should be white in colour and be within the range of 25mm to 50mm high and 25mm to 50mm wide. The frame may be of a lightweight timber, PVC piping or metal hinged at the corners, a pegged down hose, rope, or similar material. The Prescribed Area must be visible to the dog from the starting point. At the Judge's discretion, the equipment forming the 'Prescribed Area' may remain on the ground for the duration of judging, or it may be removed from the ring and only set in place specially for the judging of the Directed Jumping exercise.

Scent Discrimination (UD):

Scent Discrimination articles must consist of three sets of articles comprising five wooden, five metal and five leather. The articles must be a minimum of 100mm and maximum of 200mm long. The other dimensions must not exceed: wood 18mm square; leather 25mm wide and 6mm thick; and metal a maximum external diameter of 18mm. The metal articles may be knurled but no articles are to be coated or covered with any material. The size of the articles may be in proportion to the size of the dog.

Articles may be painted white on one end to a width of 25mm. The number or letter will be superimposed in this painted area with a contrasting colour.

Each set of articles must be legibly numbered 1-5 or alphabetically marked A-E and the articles in each set must be identical.

The Scent Discrimination articles shall not be set out until the completion of the previous exercise.

The Handler will supply a full set of Scent Discrimination Articles.

A mat of canvas or similar material (excluding vinyl plastic) for the Scent Discrimination exercise for each U.D. ring and a spare mat will be provided by the Affiliate and must measure 1.5 metres by 1.5 metres and be pegged at the corners. The mat is to remain on the ground for the duration of judging of the individual exercises and only removed or replaced if fouled. The mat may be removed before the commencement of the Group Exercises.

Scent Discrimination (UDX):

All of the scent cloths will be the same colour, made of towelling or similar material (e.g. face washcloths) and shall be approximately 300 mm square. The cloths will be folded in half, rolled firmly and secured at each end with a matching coloured elasticised band or similar. Five matching colours will be used per set. Each pair will have the same coloured securing bands. The cloths shall be supplied by the Handler.

Seek Back Article/s (UD and UDX):

The Seek Back article/s must not be white or conspicuous in colour and must be the same shape as, and the dimensions are not to exceed those of a Scent Discrimination article. It may be comprised of any material.

OBEDIENCE TRIAL EXERCISES
COMMUNITY COMPANION DOG CLASS

The exercise for each dog and the maximum points shall be:

1.	Heel on Lead	30
2.	Stand for Examination on lead	20
3.	Recall	20
4.	1 min Sit Stay	15
5.	2 min Down Stay	15
	TOTAL	100

Less penalty for misbehaviour.

1. HEEL ON LEAD **Maximum Points: 30**

Principal Feature:

The dog on the lead, and the Handler to work as a team.

Description of Exercise:

On order from the Judge 'Forward' the Handler may attract the dog's attention by saying its name then give a command to heel and, at the same time, commence walking briskly or at the directed pace.

The dog must work on a loose lead. Any tightening or tugging of the lead, any unusual or additional act, signal or command which in the opinion of the Judge gives the dog assistance, must be penalised.

At each order from the Judge to 'Halt', the Handler must stop and the dog must sit smartly at heel without command and not move until ordered to do so.

The Handler and dog must execute a 'Figure Eight' at normal pace in which they must heel at least twice around two Stewards standing approximately three (3) metres apart. There must be at least one 'Halt' during this portion of the exercise. The Judge may replace a Steward in the 'Figure Eight' or may take the place of a Steward themselves.

Orders from Judge:

'Forward', 'Right Turn', 'Left Turn', 'Right About Turn', 'Left About Turn', 'Fast Pace', 'Slow Pace', 'Normal Pace', 'Halt', 'Down (Down your Dog)', 'Stand (Stand your Dog)', 'Figure Eight', 'Lead Out', 'Exercise Finished'. These orders may be given in any sequence and repeated.

Deductions:

Zero Score: For a dog which is unmanageable.

Over 50%: If the Handler continually tugs on the lead, or adapts their pace to the dog, or continually guides the dog with the lead, or if the dog does not complete the Principal Feature of the exercise.

Minor: For failing to sit, stand or down; for poor sits, downs, stands; for occasional guidance with the lead; for the use of more than one command; for failure to carry out any of the lesser points of the exercise.

2. STAND FOR EXAMINATION **Maximum Points: 20**

Principal Feature:

The dog to stand steadily on the lead until completion of the exercise, and not show undue resentment or shyness.

Description of Exercise:

On order from the Judge, the Handler will move forward and stand the dog. On further order from the Judge, the Handler may give a command to stay and will walk forward to the front of the dog, turn around and stand facing the dog. The dog should be held at the end of a loose lead with the Handler directly in front of the dog.

The Judge must approach the dog from the right or left front and not direct front. The Judge will examine the dog by touch from the withers and along the back only. The head, mouth, tail and legs must not be examined.

The Judge will then give the order 'Return (Return to your Dog)' whereupon the Handler will return to the dog. The dog must remain in a standing position until after the Judge orders 'Exercise Finished' and must not show undue resentment or shyness.

Orders from Judge:

'Forward', 'Stand (Stand your Dog)', 'Leave (Leave your Dog)', 'Return (Return to your Dog)', 'Exercise Finished'.

Deductions:

Disqualification: For a dog which attacks.

Zero Score: For a dog which shows an obvious tendency to attack, breaks from position.

Minor: For a dog that requires a second command to stand, moves its feet or for poor stands or for failing to carry out any of the lesser points of the exercise.

3. RECALL

Maximum Points: 20

Principal Feature:

The dog to sit where left off the lead and promptly obey the Handler's command to come.

Description of Exercise:

The Judge will give the order 'Take up position'. On further order from the Judge 'Leave (Leave your Dog)', the Handler may give the command to stay and will leave the dog in a sitting position and walk at least twelve (12) metres away from the dog. On further order from the Judge, the Handler will about turn and halt. On order from the Judge, the Handler may attract the dog's attention by saying its name once and then give a command to come. The dog must come straight to its Handler at a brisk pace and sit directly in front without further command.

The dog must not move from the sitting position until after the Judge has ordered 'Exercise Finished.'

Orders from Judge:

'Take up position', 'Leave (Leave your Dog)', 'About Turn', 'Halt', 'Call (Call your Dog)', 'Exercise Finished'.

Deductions:

Zero Score: For a dog that breaks from position, or does not come on the first command or for a dog that anticipates the command to come.

Substantial: For slow response to commands, for failure to come at a brisk pace.

Minor: For failing to sit in front of the Handler, or for poor sits. For failure to leave a distinct pause between the dog's name and the command to come. For failure to carry out any of the lesser points of the exercise.

4. 1 Min. SIT STAY

Maximum Points: 15

Principal Feature:

The dog to stay off the lead in a sit position until the completion of the exercise.

Description of Exercise:

This is a Group exercise. The Handlers will take up their positions with their right foot next to a Stay Marker which shall be placed in a line approximately two and a half (2.5) metres apart, and with their dogs sitting in the heel position. On order from the Judge 'Leave (Leave your Dog)', the Handlers may give their dogs a command to stay and will immediately leave and walk approximately five (5) metres. On order from the Judge or Steward the Handlers will turn to face their dogs and halt.

After one (1) minute from the time the Judge has ordered the Handlers to leave, he will give the order 'Return (Return to your Dog)'. The Handlers must return to their dogs together. The dogs must not move from the sitting position until after the Judge orders 'Exercise Finished'.

If a dog gets up and starts to roam, the Judge may instruct a Steward, or Handler, to take the dog away from the other dogs.

Orders from Judge:

'Leave (Leave your Dog)', 'About turn', 'Halt', 'Return (Return to your Dog)', 'Exercise Finished'. Judges may delegate a Steward to give the orders 'About Turn', 'Halt', 'Return (Return to your Dog)'.

Deductions:

Zero Score: For a dog which fails to remain in the sitting position or which moves more than half its body length from where it was left.

Minor: For minor movements, e.g. fidgeting, or if Handlers do not leave or return with other Handlers.

5. 2 Min. DOWN STAY

Maximum Points: 15

Principal Feature:

The dog to stay off the lead in the down position until the completion of the exercise.

Description of Exercise:

This is a Group exercise. The Handlers will take up their positions with their right foot next to a Stay Marker which shall be placed in a line approximately two and a half (2.5) metres apart and with their dogs in the down position. On order from the Judge to 'Leave (Leave your Dogs)', the Handlers may give their dogs a command to stay and will immediately leave and walk approximately five (5) metres. On order from the Judge or Steward the Handlers will turn to face their dogs and halt.

After two (2) minutes from the time the Judge has ordered the Handlers to leave, he will give the order 'Return (Return to your Dogs)'. The Handlers must return to their dogs together. The dogs must not move from the down position until after the Judge orders 'Exercise Finished'.

If a dog gets up and starts to roam, the judge may instruct a Steward, or Handler, to take the dog away from the other dogs.

Orders from Judge:

'Leave (Leave your Dog)', 'About Turn', 'Halt', 'Return (Return to your Dog)', 'Exercise Finished'. Judges may delegate a Steward to give the orders 'About Turn', 'Halt', 'Return (Return to your Dog)'.

Deductions:

Zero Score: For a dog which fails to remain in the down position or which moves more than half its body length from where it was left.

Minor: For minor movements, e.g. fidgeting, or for a dog that lies down in a position which is commonly known as the 'Dead Dog' position, or if Handlers do not leave or return with other Handlers.

OBEDIENCE TRIAL JUDGING CHART – COMMUNITY COMPANION DOG CLASS

TRIAL conducted byat.....on.....JUDGE.....

EXHIBIT NO.	MAX POINTS														
1. Heel on Lead	30														
2. Stand for Examination on Lead	20														
3. Recall	20														
..... Sub Total															
4. One Minute Sit Stay	15														
5. Two Minute Down Stay	15														
Total Score	100														
Less deductions for misbehaviour															
Qualifying Score	85														



Marks for misbehaviour

Signature of Judge

NOVICE CLASS

The exercise for each dog and the maximum points shall be:

1. Heel Free	40	
2. Stand Free for Examination	30	
3. Recall	40	
4.(a) Retrieve on the Flat	or	
(b) Change of Position		30
5 1-min Sit Stay	30	
6 3-min Down Stay	30	

TOTAL 200

Less penalties for misbehaviour.

1. HEEL FREE Maximum Points: 40

Principal Feature:

The dog and Handler to work as a team without the use of a lead.

Description of Exercise:

On order from the Judge 'Forward' the Handler may attract the dog's attention by saying its name then give a command to heel and, at the same time, commence walking briskly or at the directed pace.

The dog must work off lead. Any unusual or additional act, signal or command, which in the opinion of the Judge gives the dog assistance, must be penalised.

At each order from the Judge to 'Halt', the Handler must stop and the dog must sit smartly at heel without command and not move until ordered to do so.

The Handler and dog must execute a 'Figure Eight' at normal pace in which they must heel at least twice around two Stewards standing approximately three (3) metres apart. There must be at least one 'Halt' during this portion of the exercise. The Judge may replace a Steward in the 'Figure Eight' or may take the place of a Steward themselves.

Orders from Judge:

'Forward', 'Right Turn', 'Left Turn', 'Right About Turn', 'Left About Turn', 'Fast Pace', 'Slow Pace', 'Normal Pace', 'Halt', 'Down (Down your Dog)', 'Stand (Stand your Dog)', 'Figure Eight', 'Lead Out', 'Exercise Finished'. These orders may be given in any sequence and repeated.

Deductions:

Zero Score: For a dog which is unmanageable.

Over 50%: If the Handler continually guides the dog, or adapts their pace to the dog, or if the dog does not complete the Principal Feature of the exercise or if the dog fails to negotiate the Figure Eight.

Minor: For failing to sit, stand or down; for poor sits, downs, stands, for failing to accompany the Handler around one Figure Eight post, for occasional guidance or for the use of more than one command, for failure to carry out any of the lesser points of the exercise.

2. STAND FREE FOR EXAMINATION Maximum Points: 30

Principal Feature:

The dog to stand steadily off the lead until completion of the exercise, and not show undue resentment or shyness.

Description of Exercise:

On order from the Judge, the Handler will move forward and stand the dog. On further order from the Judge, the Handler may give a command to stay and will move forward. The Judge will order the Handler to about turn and then halt approximately two (2) metres from the dog.

The Judge must approach the dog from the right or left front and not direct front. The Judge will touch the dog's head and body. The mouth, legs or tail must not be examined.

The Judge will then give the order 'Return (Return to your Dog)' whereupon the Handler will return to the dog. The dog must stand steadily and not move until after the Judge orders 'Exercise Finished' and must not show undue resentment or shyness.

Orders from Judge:

'Forward', 'Stand (Stand your Dog)', 'Leave (Leave your Dog)', 'About Turn', 'Halt', 'Return (Return to your Dog)', 'Exercise Finished'.

Deductions:

Disqualification: For a dog which attacks.

Zero Score: For a dog which shows an obvious tendency to attack or breaks from position.

Minor: For a dog that requires a second command to stand, moves its feet or for poor stands or for failing to carry out any of the lesser points of the exercise.

3. RECALL

Maximum Points: 40

Principal Feature:

The dog to sit where left off the lead and promptly obey the Handler's command to come.

Description of Exercise:

The Judge will give the order 'Forward' and then 'Halt'. On further order from the Judge 'Leave (Leave your Dog)', the Handler may give the command to stay and will leave the dog in a sitting position and walk at least fifteen (15) metres away from the dog. On further order from the Judge, the Handler will about turn and halt. On order from the Judge, the Handler may attract the dog's attention by saying its name once and then give a command to come. The dog must come straight to its Handler at a brisk pace and sit directly in front without further command.

On order from the Judge 'Finish', the Handler must give a command and the dog must go briskly to the heel position and sit.

Orders from Judge:

'Forward', 'Halt', 'Leave (Leave your Dog)', 'About Turn', 'Halt', 'Call (Call your Dog)', 'Finish', 'Exercise Finished'.

Deductions:

Zero Score: For a dog that breaks from position, or does not come on the first command or for a dog that anticipates the command to come.

Substantial: For slow response to commands, for failure to come at a brisk pace, for failure to sit in front of the Handler or finish or for anticipating the finish.

Minor: For a dog that fails to sit automatically when the Handler halts. For the Handler failing to leave a distinct pause between the dog's name and the command to come. For poor sits or finishes, for failure to carry out any of the lesser points of the exercise.

4. (a) RETRIEVE ON THE FLAT (Optional)

Maximum Points: 30

Principal Feature:

The dog to retrieve the Dumbbell on command.

Description of Exercise:

The Judge must order the Handler to take up position with the dog sitting at heel.

On further order from the Judge to throw the Dumbbell, the Handler may give a command to stay and must throw the Dumbbell forward at least four (4) metres. On order from the Judge 'Send (Send your Dog)' the Handler will give a command to retrieve. This exercise must be done at not less than a brisk pace.

Where the dumbbell is not thrown at least four (4) metres a minor deduction must be incurred and a re-throw allowed from the same position.

The dog must return to the Handler at a brisk pace and sit directly in front of the Handler and hold the dumbbell until the Judge orders 'Take it' when the Handler may give a command to surrender. The dog must not move from the sitting position until after the Judge has ordered 'Exercise Finished'.

Orders from Judge:

'Take up position', 'Throw it', 'Send (Send your Dog)', 'Take it', 'Exercise Finished'.

Deductions:

Zero Score: For a dog that does not retrieve the dumbbell on one command, anticipates the command to retrieve, or where the dumbbell is dropped and not delivered to hand or the dog refuses to give up the dumbbell.

Substantial: Slow response to commands.

Minor: For failure to retrieve at a brisk pace, mouthing of or playing with the Dumbbell; where the Dumbbell is dropped and immediately picked up without further command; where a re-throw of the dumbbell is ordered; for a dog failing to sit in front or poor sits or for failure to carry out any of the lesser points of the exercise.

4. (b) CHANGE OF POSITION (Optional) Maximum Points 30**Principal Feature:**

The dog to promptly respond to the Handler's command 'Down' given from a distance.

Description of Exercise:

The Judge must order the Handler to take up position with the dog standing at heel.

On order from the Judge, the Handler may give a command to stay and will move forward until the Judge commands the Handler to about turn and halt. The Handler will be halted approximately three (3) metres from the dog. On order from the Judge, the Handler will command the dog to 'Down'.

The dog must remain steadily in the down position until after the Judge orders 'Return (Return to your Dog)' whereupon the Handler will return to the dog. The dog must remain in the down position until after the Judge has ordered 'Exercise Finished'.

Orders from Judge:

'Take up position', 'Leave (Leave your dog)', 'About Turn', 'Halt', 'Down, (Down your dog)', 'Return (Return to your dog)', 'Exercise Finished'.

Deductions:

Zero Score: For a dog that fails to down on one command, or breaks from position when left, or when the Handler returns or returns to the Handler during the change of position.

Substantial: Slow response to commands, moving more than one body length when changing position.

Minor: For failure to carry out any of the lesser points of the exercise.

5. 1 Min. SIT STAY Maximum Points: 30**Principal Feature:**

The dog to stay off the lead in a sit position until the completion of the exercise.

Description of Exercise:

This is a Group exercise. The Handlers will take up their positions with their right foot next to a Stay Marker, which shall be placed in a line approximately two and a half (2.5) metres apart, and with their dogs sitting in the heel position. On order from the Judge 'Leave (Leave your Dog)', the Handlers may give their dogs a command to stay and will immediately leave and walk approximately ten (10) metres. On order from the Judge or Steward the Handlers will turn to face their dogs and halt.

After one (1) minute from the time the Judge has ordered the Handlers to leave, they will give the order 'Return (Return to your Dog)'. The Handlers must return to their dogs together. The dogs must not move from the sitting position until after the Judge orders 'Exercise Finished'.

If a dog gets up and starts to roam, the Judge may instruct a Steward, or Handler, to take the dog away from the other dogs.

Orders from Judge:

'Leave (Leave your Dog)', 'About turn', 'Halt', 'Return (Return to your Dog)', 'Exercise Finished'. Judges may delegate a Steward to give the orders 'About Turn', 'Halt', 'Return'.

Deductions:

Zero Score: For a dog which fails to remain in the sitting position or which moves more than half its body length from where it was left.

Minor: For minor movements, e.g. fidgeting, or if Handlers do not leave or return with other Handlers.

6. 3 Min. DOWN STAY**Maximum Points: 30****Principal Feature:**

The dog to stay off the lead in the down position until the completion of the exercise.

Description of Exercise:

This is a Group exercise. The Handlers will take up their positions with their right foot next to a Stay Marker which shall be placed in a line approximately two and a half (2.5) metres apart and with their dogs in the down position. On order from the Judge to 'Leave (Leave your Dogs)', the Handlers may give their dogs a command to stay and will immediately leave and walk as directed approximately ten (10) metres. On order from the Judge or Steward the Handlers will turn to face their dogs and halt.

After three (3) minutes from the time the Judge has ordered the Handlers to leave, he will give the order 'Return (Return to your Dogs)'. The Handlers must return to their dogs together. The dogs must not move from the down position until after the Judge orders 'Exercise Finished'.

If a dog gets up and starts to roam, the judge may instruct a Steward, or Handler, to take the dog away from the other dogs.

Orders from Judge:

'Leave (Leave your Dog)', 'About Turn', 'Halt', 'Return (Return to your Dog)', 'Exercise Finished'. Judges may delegate Steward to give the orders 'About Turn', 'Halt', 'Return (Return to your Dog)'.

Deductions:

Zero Score: For a dog which fails to remain in the down position or which moves more than half its body length from where it was left.

Minor: For minor movements, e.g. fidgeting, or for a dog that lies down in a position which is commonly known as the Dead Dog position, or if Handlers do not leave or return with other Handlers.

OBEDIENCE TRIAL JUDGING CHART - NOVICE CLASS

TRIAL conducted byat.....on.....JUDGE.....

EXHIBIT NO.	MAX POINTS														
1. Heel Free.....	40														
2. Stand Free for Examination	30														
3. Recall.....	40														
4.(a) Retrieve Dumbbell on Flat or.....	30														
4.(b) Change of Position.....	30														
Sub Total															
5. One Minute Sit Stay.....	30														
6. Three Minute Down Stay.....	30														
Total Score.....	200														
Less deductions for misbehaviour															
Qualifying Score	170														



Marks for misbehaviour

Signature of Judge

OPEN CLASS

The exercise for each dog and the maximum points shall be:

1. Heel Free		40
2. Stand Free For Examination		20
3. Drop on Recall		30
4. Retrieve Dumbbell on Flat		30
5a. Retrieve Dumbbell over Solid Jump	or	
5b. Directed Retrieve		30
6a. Broad Jump	or	
6b. Distance Control		20
7. 3-min. Down Stay-Handler Out of Sight		30

TOTAL 200

Less penalty for misbehaviour.

1. 1. HEEL FREE Maximum Points: 40

Principal Feature:

The dog and Handler to work as a team without the use of a lead.

Description of Exercise:

This exercise must be performed at a higher standard than in the Novice Class.

On order from the Judge 'Forward', the Handler may attract the dog's attention by saying its name and then give a command to heel and, at the same time, commence walking briskly or at the directed pace.

The dog will work off-lead. Any unusual or additional act or command, which, in the opinion of the Judge, gives the dog assistance, must be penalised.

At each order from the Judge to 'Halt', the Handler must stop and the dog must sit smartly at heel without command and not move until ordered to do so.

The Handler and dog must execute a 'Figure Eight' at normal pace in which they must heel at least twice around two Stewards standing approximately three (3) metres apart. There must be at least one 'Halt' during this portion of the exercise. A Judge may replace a Steward in the 'Figure Eight', or may take the place of a Steward themselves.

Orders from Judge:

'Forward', 'Right Turn', 'Left Turn', 'Right About Turn', 'Left About Turn', 'Fast Pace', 'Slow Pace', 'Normal Pace', 'Halt', 'Down (Down your Dog)', 'Stand (Stand your Dog)', 'Figure Eight', 'Lead Out', 'Exercise Finished'. These orders may be given in any sequence and repeated.

Deductions:

Zero Score: For a dog which is unmanageable.

Over 50%: if the Handler continually guides the dog, or adapts their pace to the dog, or if the dog does not complete the Principal Feature of the exercise, or if the dog fails to negotiate a Figure Eight post.

Minor: For failing to sit, stand or down; for poor sits, downs and stands; for occasional guidance or for the use of more than one command; for failure to carry out any of the lesser points of the exercise.

2. STAND FREE FOR EXAMINATION Maximum Points: 20

Principal Feature:

The dog to stand steadily off the lead until the completion of the exercise and not show undue resentment or shyness.

Description of Exercise:

On order from the Judge, the Handler will move forward and stand the dog. On further order, the Handler may give a command to stay and must move forward approximately five (5) metres. The Judge will order the Handler to about turn and halt.

The Judge must approach the dog from the right or left front and not direct front. The Judge will physically examine the dog's head, body, legs and hindquarters only. The mouth and tail must not be examined.

The Judge will then give the Order 'Return (Return to your Dog)', whereupon the Handler will return to the dog. The dog must stand steadily and not move until after the Judge orders 'Exercise Finished' and must not show undue resentment or shyness.

Orders from Judge:

'Forward', 'Stand (Stand your Dog)', 'Leave (Leave your Dog)', 'About Turn', 'Halt', 'Return (Return to your Dog)', 'Exercise Finished'.

Deductions:

Disqualification: For a dog which attacks.

Zero Score: For a dog which shows an obvious tendency to attack or breaks from position.

Substantial: For a dog that requires a second command to stand.

Minor: For a dog that moves its feet or for poor stands, for failure to carry out any of the lesser points of the exercise.

3. DROP ON RECALL

Maximum Points: 30

Principal Feature:

The dog to sit where left off lead and promptly obey the Handler's command to come, to down, and to come again when called from the down position.

Description of Exercise:

The Judge will give the order 'Forward' and 'Halt'. On further order from the Judge, the Handler may give a command to stay and will leave the dog in a sitting position and walk at least twenty (20) metres away. On further order from the Judge, the Handler will about turn and halt.

On order from the Judge, the Handler may attract the dog's attention by saying its name and then give a command to come. The dog must come straight towards its Handler at a brisk pace.

On further order from the Judge, the Handler will command the dog to down and it must drop promptly to the down position and remain there until given a command to come. The dog must come straight to its Handler at a brisk pace and sit directly in front without further command. The Handler may say the dog's name again before giving a command to come from the down position.

On order from the Judge 'Finish', the Handler may give a command and the dog must go briskly to the heel position and sit.

The Judge must inform the Handler before the start of the exercise if he intends using a signal in lieu of a verbal order.

Orders from Judge:

'Forward', 'Halt', 'Leave (Leave your Dog)', 'About Turn', 'Halt', 'Call (Call Your Dog)', 'Down (Down your Dog)', 'Call (Call your Dog)', 'Finish', 'Exercise Finished'.

Deductions:

Zero Score: A dog that anticipates the command to come or drop, fails to remain in the sit position, does not come, down, or come again on the first command.

Substantial: For a dog failing to sit automatically when the Handler halts. For the Handler failing to leave a distinct pause between the name of the dog and the command. For slow response to commands and for failure to come at a brisk pace; for failure to sit in front, or finish, or for anticipating the finish.

Minor: For poor sits, downs, finishes, or for failure to carry out any of the lesser points of the exercise.

4. RETRIEVE DUMBBELL ON FLAT

Maximum Points: 30

Principal Feature:

The dog to retrieve the dumbbell on command.

Description of Exercise:

The Judge will give the orders 'Forward', 'Halt'. On further order from the Judge to throw the Dumbbell, the Handler may give a command to stay and must throw the dumbbell forward at least six (6) metres. On order from the Judge 'Send (Send your Dog)' the Handler will give a command to retrieve. The exercise must be done at not less than a brisk pace.

Where the dumbbell is not thrown at least six (6) metres a minor deduction must be incurred and a re-throw allowed from the same position.

The dog must sit directly in front of the Handler and hold the dumbbell until the Judge orders 'Take it' when the Handler may give a command to surrender. The dog must remain sitting in front of the Handler until after the Judge orders 'Finish'. On the Handler's command, the dog must go briskly to the heel position and sit.

Orders from Judge:

'Forward', 'Halt', 'Throw it', 'Send (Send your Dog)', 'Take it', 'Finish', 'Exercise Finished'.

Deductions:

Zero Score: For a dog that does not retrieve the dumbbell on one command, anticipates the command to retrieve, or where the dumbbell is dropped and not delivered to hand or the dog refuses to give up the dumbbell.

Substantial: For a dog failing to sit automatically when the Handler halts. For failure to retrieve at a brisk pace, for slow response to commands, excessive mouthing, failing to sit, or finish, or anticipating the finish.

Minor: For poor sits and finishes; for minor mouthing of, or playing with the Dumbbell; where the Dumbbell is dropped and immediately picked up without further command or where a re-throw of the dumbbell is ordered; if the Handler drops the dumbbell after it has been taken from the dog; for failure to carry out any of the lesser parts of the exercise.

5. (a) RETRIEVE DUMBBELL OVER SOLID JUMP (Optional) Maximum Points: 30

Principal Feature:

The dog, on command, must go over the jump, retrieve the dumbbell, and return over the jump.

Description of Exercise:

The Judge must order the Handler to take up position in front of the jump, the Handler to choose the actual position with the dog sitting at heel.

On order from the Judge, the Handler may give a command to stay and then throw the dumbbell over the jump and at least four (4) metres past it. Where the dumbbell is not thrown at least four (4) metres past the jump a Minor Deduction must be incurred and the Judge will order a re-throw from the same position. On order from the Judge 'Send (Send your Dog)', the Handler will give a command to retrieve. The retrieve must be done at not less than a brisk pace.

The dog must go over the jump in both directions. On its return, the dog must sit directly in front of the Handler and hold the dumbbell until the Judge orders 'Take it'. The Handler may give a command to surrender. The dog must remain sitting in front of the Handler until after the judge orders 'Finish'. On the Handler's command, the dog must go briskly to the heel position and sit.

It is the Judge's responsibility to see that the height jumped is that required for that particular dog's height.

Orders from Judge:

'Take up position', 'Throw it', 'Send (Send your Dog)', 'Take It', 'Finish', 'Exercise Finished'.

Deductions:

Zero Score: For a dog that does not retrieve the dumbbell on one command, anticipates the command to retrieve, climbs the solid jump or refuses to give up the dumbbell; where the dumbbell is dropped and not delivered to hand or where the dog does not complete the Principal Feature of the exercise.

Substantial: For failing to retrieve at a brisk pace, slow response to commands, excessive mouthing, for failing to sit, finish or anticipating the finish.

Minor: For tipping the jump, poor sits, finishes, minor mouthing of, or playing with the dumbbell. Where the dumbbell is dropped and immediately picked up without further command, or where a re-throw of the dumbbell is ordered. If the Handler drops the dumbbell after it has been taken from the dog. For failure to carry out any of the lesser points of the exercise.

5. (b) DIRECTED RETRIEVE (Optional)

Maximum Points:

30

Principal Feature:

The dog to retrieve the designated glove on command.

Description of Exercise

In this exercise the Handler will provide two (2) predominately white, wrist length cotton gloves, which must be open and must be approved by the Judge.

The Judge or Steward will then place the two (2) gloves across the end or side of the ring. The Handler with the dog sitting at heel, will stand in the ring facing in the opposite direction to and approximately twelve (12) metres from where the middle distance is between the gloves. The gloves must not be placed into position until the completion of the previous exercise.

The two gloves should be placed in a straight line approximately one (1) metre from the edge or side of the ring. The distance between the gloves will be approximately ten (10) metres. Both gloves must be clearly and equally visible to the dog when the Handler turns to face the glove designated by the Judge. The Handler should be able to look over their shoulder to check where the gloves are placed before turning around to face the gloves.

The gloves will be designated 'One' and 'Two' reading from left to right when the Handler turns and faces the gloves. The Judge will give the order 'One' or 'Two' and then order the Handler to 'About Turn' and 'Halt'. The Handler will give the command to Heel, and then turn in place, right or left, to face the designated glove. The Handler will come to a halt with the dog sitting at heel. The Handler must not touch the dog, nor reposition the dog.

The Judge will then order 'Send (Send your Dog)' The Handler will give the dog the direction to the designated glove with a single motion of either the left or the right hand and arm. The Handler may bend the body and knees to the extent necessary in giving the direction to the dog. The command to retrieve will be given either simultaneously with, or immediately after the giving of the direction, after which the Handler will stand erect in a natural position.

The dog will go directly to and retrieve the glove at a brisk pace, without unnecessary mouthing or playing with it.

The dog must sit directly in front of the Handler and hold the glove until the Judge orders 'Take it' when the Handler may give a command to surrender. The dog must remain sitting in front of the Handler until after the Judge orders 'Finish'. On the Handler's command, the dog must go briskly to the heel position and sit.

This exercise shall consist of a single retrieve. The same number glove will be used for every dog in the class in the trial.

Orders from Judge:

'Take up Position', 'Glove Number One or Two', 'About Turn', 'Halt', 'Send (Send your Dog)', 'Take It', 'Finish', 'Exercise Finished'.

Deductions:

Zero Score: For a dog that does not retrieve the designated glove on one command, anticipates the command to retrieve, refuses to give up the glove or does not deliver to hand. For any additional command to reposition the dog to face the designated glove.

Substantial: For slowness, excessive mouthing, failing to sit in front, or finish, or anticipates the finish. For touching the dog or excessive motions when turning to face the glove. For a dog which, fails to sit when turning to face the glove.

Minor: For poor sits and finishes, minor mouthing or playing with the glove or where the glove is dropped and immediately picked up without further command. If the Handler drops the glove after it has been taken from the dog. For failure to carry out any of the lesser points of the exercise.

6. (a) BROAD JUMP (Optional) Maximum Points: 20

Principal Feature:

The dog, on command, must jump the entire width of the jump and return to the Handler.

Description of Exercise:

The Judge must order the Handler to take up position in front of the jump, the Handler to choose the actual position with the dog sitting at heel.

On order from the Judge, the Handler may give a command to stay and will go to a position facing the right-hand side of the jump and stand at least 600mm from the jump anywhere between the first and last hurdles.

On order from the Judge 'Send (Send your Dog)', the Handler may say the dog's name and will give a command to jump. The dog must clear the entire width within the outside lines of the jump and return to the Handler and sit directly in front without further command. The Handler must turn right whilst the dog is in mid-air. On order from the Judge 'Finish', the Handler may give a command and the dog must go briskly to the heel position and sit.

It is the Judge's responsibility to see that the width to be jumped is correct.

Orders from Judge:

'Take up position', 'Leave (Leave your Dog)', 'Send (Send your Dog)', 'Finish', 'Exercise Finished'.

Deductions:

Zero Score: For a dog that refuses to jump on the first command or does not clear the entire width within the outside lines of the jump, anticipates the command to jump, or does not complete the Principal Feature of the exercise.

Substantial: For failing to leave a distinct pause between the dog's name and the command, for failing to return briskly to the Handler, slow response to commands, failing to sit or finish, or anticipating the finish.

Minor: For the Handler not standing the required distance from the jump. For tipping the jump or for crooked jumps, for poor sits or finishes. For failure to carry out any of the lesser points of the exercise.

6. (b) DISTANCE CONTROL (Optional) Maximum Points: 20

Principal Feature:

The dog to stand where left and respond to the Handler's commands given from a distance.

Description of Exercise:

On order 'Take up Position' the Handler will stand the dog in a position previously indicated by the Judge.

On further order from the Judge the Handler may give a command to stay and move forward approximately five (5) metres. The Judge will order the Handler to about turn and halt. On separate order and specific order or signal from the Judge in each case, the Handler will give the command to 'Down', 'Sit', to 'Come' and to 'Finish'.

(Both verbal and physical commands are allowed)

Orders from Judge:

'Take up position', 'Are You Ready', 'Leave (Leave your Dog)', 'About Turn', 'Halt', 'Down (Down your Dog)', 'Sit (Sit your Dog)', 'Call (Call your Dog)', 'Finish', 'Exercise Finished'.

(These orders must be given in the order specified)

Deductions:

Zero Score: For a dog, which is unmanageable, breaks from position or which fails on a single command to down, or sit or come. Anticipates the commands given after the dog has been left, moves more than one body length when changing from one position to the next when commands are given after the dog has been left or does not complete the Principal Feature of the Exercise.

Substantial: For a dog which moves more than half its body length when changing from one position to the next, when commands are given after the dog has been left. Fails to sit in front, anticipates the finish or fails to finish. Slow response to commands.

Minor: For failure to carry out any of the lesser points of the exercise.

7. 3 Min. DOWN STAY- HANDLER OUT OF SIGHT **Maximum Points: 30**

Principal Feature:

The dog to stay off the lead in the down position until the completion of the exercise.

Description of Exercise:

This is a Group exercise. The Handlers will take up their position with their right foot next to a Stay Marker which shall be placed in a line approximately two and a half (2.5) metres apart and with their dogs in the down position. On order from the Judge to 'Leave (Leave your Dog)', the Handlers may give their dogs a command to stay and will immediately leave and, accompanied by a Steward, go out of sight of the dogs to a point previously designated by the Judge.

After three (3) minutes from the time the Judge has ordered the Handlers to leave their dogs, the Steward will order 'Return (Return to your Dogs)'. The Handlers must return to their dogs together. The dogs must not move from the down position until after the Judge orders 'Exercise Finished'.

If a dog gets up and starts to roam, the Judge may instruct the Steward to take the dog away from the other dogs.

Orders from Judge:

'Leave (Leave your Dogs)', 'Return (Return to your Dogs)' (may be given by a Steward), 'Exercise Finished'.

Deductions:

Zero Score: For a dog which fails to remain in the down position, or which moves more than half its body length from where it was left.

Minor: For minor movements, e.g. fidgeting, or for a dog that lies down in a position which is commonly known as the 'Dead Dog' position, or if Handlers do not leave or return with other Handlers.

OBEDIENCE TRIAL JUDGING CHART - OPEN CLASS

TRIAL conducted byat.....on.....JUDGE.....

EXHIBIT NO.	MAX POINTS															
1. Heel Free.....	40															
2. Stand Free for Examination.....	20															
3. Drop on Recall.....	30															
4. Retrieve Dumbbell on Flat.....	30															
5a. Retrieve Dumbbell over Solid Jump (optional) or.....	30															
5b. Directed Retrieve (optional).....	30															
6a Broad Jump (optional) or.....	20															
6b Distance Control (optional).....	20															
Sub Total																
7. Three Minute Down Stay..... (Handler out of sight)	30															
Total Score.....	200															
Less deductions for misbehaviour																
Qualifying Score.....	170															



Marks for misbehaviour

Signature of Judge

UTILITY CLASS

The exercise for each dog and the maximum points shall be:

1. Seek Back	30
2. Directed jumping	40
3. Scent Discrimination	45
4. Signal Exercise	30
5. (a) Speak on Command-or (b) Food Refusal-or (c) Directed Retrieve	20
6. Group Examination	10
7. 5 Min Down Stay-Handler Out of Sight	25

TOTAL 200

Less penalty for misbehaviour.

1. SEEK BACK Maximum Points: 30

Principal Feature:

The dog, on command, to seek and retrieve the article.

Description of Exercise:

The article will be surrendered on command and placed discreetly on the track by the Judge or Steward whilst the Handler and dog are executing the heel pattern, which is to contain turns and the final halt. All heeling shall be at Normal Pace. The scented article must not be touched by the Judge or Steward.

When the dog and Handler have proceeded at least twenty (20) metres after the placement of the article; the Judge must order 'About Turn', 'Halt' and will order the Handler to send their dog.

The Handler may place their hand gently over the dog's nose and will give a command to retrieve.

The Handler must not point to the article but may point in the direction of the track directly in front of them. As soon as the dog has commenced the return with an article, the Judge must order the Handler to turn and face the dog. The Handler must turn in place.

The dog is expected to find the article, either by scent or sight, to pick it up, promptly return, sit directly in front of the Handler, and hold the article until the Judge orders 'Take it' when the Handler may give a command to 'surrender'. The dog must remain sitting in front of the Handler until the judge orders 'Finish'. On the Handler's command, the dog must then go briskly to the heel position and sit.

The primary function of the heel work is to lay a track. Neither the Handler, Judge or Steward will cross the track nor will the Handler be halted less than twenty (20) metres from the article.

Orders from Judge:

'Thank You', 'Forward', (followed by heeling at normal pace with turns only and excluding the Figure Eight), 'About Turn', 'Halt', 'Send (Send your Dog)', 'Face (Face your Dog)', 'Take it', 'Finish', 'Exercise Finished'.

Deductions:

Zero Score: For a dog that does not find and retrieve the article on one command, anticipates the command to seek, refuses to give up the article, or does not deliver to hand.

Substantial: For a dog that fails to sit before being sent out or does not leave the Handler promptly; does not constantly seek or promptly return to the Handler with the article at a brisk pace; excessively mouths the article, fails to sit in front or finish or anticipates the finish.

Minor: For heeling imperfections, playing with or minor mouthing of the article, poor sits or finishes, where the Handler points elsewhere than directly in front of them or where the article is dropped and immediately picked up without further command. If the Handler drops the article after it has been taken from the dog. For failure to carry out any of the lesser points of the exercise.

2. DIRECTED JUMPING

Maximum Points: 40

Principal Feature:

The dog, on command, to leave the Handler and go substantially in the right direction to the Prescribed Area and sit and jump as directed.

Description of Exercise:

The jumps, consisting of a bar and a solid jump, will be placed approximately seven and a half (7.5) metres apart on each side of the Ring. It is the Judge's responsibility to see that the height jumped is that required for that particular dog's height.

The Judge shall prescribe an area, which will be marked by a frame positioned no closer than three (3) metres from the unobstructed end of the ring and in the middle, and no more than twenty five (25) metres from the point from which the dog is sent. The jumps shall be set at approximately halfway, but no closer than ten (10) metres from the position from where the dog is sent or from the Prescribed Area.

For an indoor ring, the Prescribed Area shall be no closer than one (1) metre from the end of the ring and a minimum of ten (10) metres from where the dog is to be sent. The jumps shall be approximately half way, but no closer than five (5) metres from the position from where the dog is to be sent.

For each part of the exercise, the Handler shall stand the dog in the position indicated by the Judge, which shall be mid way between and in front of the jumps. On order from the Judge, the Handler shall command the dog to go to the Prescribed Area. The dog must go substantially in the right direction and at a brisk pace. It must not go past the Prescribed Area or enter from behind. Once the dog is in the Prescribed Area, it should sit automatically.

The dog is not required to sit squarely on to the Handler at this point. Where the Handler chooses to command the dog to sit, they may attract the dog's attention by using its name before giving the command. If this is done a penalty will be incurred.

The Judge must indicate by order or signal which jump is to be taken and will not advise the Handler until the dog is sitting within the Prescribed Area. The Handler will then command the dog to jump the designated jump. While the dog is jumping the Handler will turn and face it, so that the dog will come in to sit squarely in front. On order from the Judge, the Handler will command the dog to finish, whereupon the dog must go briskly to the heel position and sit.

Praise may be given to the dog between parts of the exercise.

Orders from Judge:

'Take up your position', 'Send (Send your Dog)', 'Bar Jump (Over the Bar Jump)', or 'Solid Jump (Over the Solid Jump)', 'Finish', 'Part Exercise Finished', 'Exercise Finished'.

Deductions:

Zero Score: For a Handler who directs the dog to the incorrect jump. For a dog which requires more than one command to leave the Handler or to sit in the Prescribed Area, anticipates any part of the Principal Feature, does not go substantially in the right direction or fails to sit substantially within the Prescribed Area (see Section 8). Goes past the back edge of the Prescribed Area or enters from behind. Does not jump as directed, on command; knocks the bar off the bar jump, climbs the solid jump, or does not return to the Handler, must be marked zero for that particular portion of the exercise and the Judge's Chart endorsed 'non-qualifying' score.

Substantial: For that particular part of the exercise, if a dog is slow going out or returning or responds slowly to commands; fails to sit in front or finish, or anticipates the finish or for a dog that requires a command to sit in the Prescribed Area.

Minor: For that particular part of the exercise, where the dog is substantially but not entirely within the Prescribed Area or where the dog tips either jump. For poor sits or finishes and for failure to carry out any of the lesser points of the exercise.

Note:

A non-qualifying score in a part of this exercise shall be deemed to be a non-qualifying score for the whole of the exercise.

3. SCENT DISCRIMINATION

Maximum Points: 45

Principal Feature:

The dog, on command, to select the correct articles by scent and promptly retrieve.

Description of Exercise:

The dog must select by scent and retrieve an article, which has been handled by its Handler in each of the three tests (i.e. leather, metal and wood). The Handler will select the order in which the different articles are to be retrieved.

Preparation:

- (i) On entering the Ring, the Handler must surrender the articles, which must be kept on the Judge's table.
- (ii) The Judge must designate one number/letter of each of the sets.
- (iii) The remaining 12 articles must be placed by hand and at random at least 150 mm apart by either the Judge or the Steward. The Affiliate conducting the fixture will provide a canvas if requested.

The Exercise:

The Handler, with the dog sitting at heel, will take up position as directed by the Judge, at least five (5) metres from and facing in the opposite direction to the articles.

The Judge or Steward will offer the designated articles to the Handler. Judging commences at this point. Immediately after receiving the article, and before imparting their scent, the Handler must show and say the number to the Judge. The Handler's scent must be imparted only from their hands which must remain in plain sight at all times for the duration of the scent discrimination exercise. The Handler must not show the article to the dog.

On order from the Judge, the Handler must immediately surrender the article to the Judge or Steward who will place it among the other articles either on the ground or on the mat as requested by the Handler.

The Judge or Steward must not touch the scented article.

On order from the Judge, the Handler and the dog will turn and halt to face the articles. On further order, the Handler may place their hand gently over the dog's nose and may give a command to retrieve. The dog must go to the articles at a brisk pace, but may take a reasonable time to select the right one provided that it works smartly and continuously and does not pick up any article other than the one designated. After picking up the correct article, the dog must promptly return and sit directly in front of the Handler, and hold the article until given a command to surrender.

The Judge will take the article from the Handler and state 'Part Exercise Finished' or 'Exercise Finished' and then 'Article Correct' or 'Article Incorrect' followed by 'Take up Position' if further articles are to be retrieved. The dog must remain sitting in front of the Handler until after the Judge orders 'Part Exercise Finished' or 'Exercise Finished'. If the wrong article is retrieved in any of the tests, it will be removed in addition to the correct article and the remaining tests will be completed with fewer than 12 articles in the ring.

Praise may be given to the dog between parts of the test. The same procedure will be followed in each section of the exercise.

Orders from Judge:

'Take up Position', 'Select your Article', 'Thank You', 'About Turn', 'Halt', 'Send (Send your Dog)', 'Take it', 'Part Exercise Finished', 'Exercise Finished', 'Article Correct', or 'Article Incorrect'.

Deductions:

Zero Score: For a dog which fails on a single command to retrieve the designated article, refuses to give up the article, does not deliver to hand, or anticipates the Principal Feature must be marked zero for the particular part of the exercise, and the Judge's Chart endorsed 'Non-Qualifying Score'.

Substantial: For the particular part of the exercise in which the dog is slow in going out or returning, does not work constantly, plays with or excessively mouths the article, picks up the wrong article even though he puts it down immediately, fails to sit, or does not remain sitting in front of the Handler.

Minor: For that particular part of the exercise, for minor mouthing, poor sits, where the article is dropped and immediately picked up without further command, where the Handler drops the article after it has been taken from the dog, or for failure to carry out any of the lesser points of the exercise.

Note: A 'non-qualifying' score in a part of this exercise shall be deemed to be a non-qualifying score for the whole of the exercise.

4. SIGNAL EXERCISE

Maximum Points: 30

Principal Feature:

The dog to work at heel in response to signals only, then promptly respond to the Handler's signals given from a distance.

Description of Exercise:

The heeling is done in the same manner as in the Heel Free exercise except that the Handler uses signals only and must not speak to the dog at any stage.

The Judge must give the Heel Free exercise routine excluding 'Figure Eight'.

The Judge will order 'Normal Pace' and on further order or signal from the Judge, the Handler will signal the dog to stand. On further order or signal from the Judge, the Handler may signal the dog to stay and will move forward approximately five (5) metres. On further order or signal, the Handler will turn to face the dog. On separate and specific order or signal from the Judge in each case, the Handler will give the signals to down, to sit, to come, and to finish.

Orders from Judge:

'Forward', followed by any orders from the Heel Free exercise routine, 'Stand (Stand your Dog)', 'Leave (Leave your Dog)', 'About Turn', 'Halt', 'Down (Down your Dog)', 'Sit (Sit your Dog)', 'Recall (Call your Dog)', 'Finish', 'Exercise Finished'.

The order for those parts of the exercise done with the dog at heel may be given in any order and may be repeated, but those orders given after the Handler has left the dog in the Stand position must be given in the order specified.

Deductions:

Zero Score: For a dog which is unmanageable, or receives an audible command from the Handler, or which fails on a single signal to stand where left, or drop, or sit or come, or fails to sit in front, or fails to finish and sit, or anticipates the signals given after the dog has been left.

Over 50%: For a dog which moves more than half its body length when changing from the Stand to the Down or from the Down to the Sit, when signals are given after the dog has been left.

Substantial: For any double signal or failure to sit, stand or down during the heel routine, prolonged signals, slow response to signals.

Minor: For imperfections in heeling and for failure to carry out any of the lesser points of the exercise.

5. (a) SPEAK ON COMMAND (Optional)

Maximum Points: 20

Principal Feature:

The dog to stay and, on command, 'Bark'.

Description of Exercise:

On order from the Judge, the Handler will leave the dog in the ordered position and move forward at least five (5) metres, turn to face the dog and halt. On further order from the Judge, 'Now (Bark your Dog)', the Handler will command the dog to bark. On the order 'Return' the Handler will return to the dog.

Praise may be given to the dog between parts of the exercise. The exercise shall consist of two different positions either a Sit, Stand or Down. These positions must be the same for each dog in the class on the day.

Orders from Judge:

'Forward', 'Halt', 'Stand (Stand your Dog)', or 'Down (Down your Dog)', or 'Leave (Leave your Dog)', 'About Turn', 'Halt', 'Now (Bark your Dog)', 'Return (Return to your Dog)', 'Part Exercise Finished', 'Exercise Finished'.

Deductions:

Zero Score: For a dog that fails to bark on any command, breaks from position, or anticipates any part of the Principal Feature.

Substantial: For additional commands to sit, stand or down.

Minor: For any dog that fails to carry out any of the lesser points of the exercise.

5. (b) FOOD REFUSAL (Optional) Maximum Points: 20

Principal Feature:

The dog to stay and refuse the food offered.

Description of Exercise:

The food will consist of two different varieties, which will be kept in sealed containers on the Judge's table and will be offered to the dog only once in each of the two positions. The exercise shall consist of two different positions either a Sit or Stand or Down. These positions must be the same for each dog in the class on the day.

On order from the Judge 'Leave', the Handler will leave the dog in the ordered position and move at least five (5) metres away. The Judge will order the Handler to halt with their back to the dog. In leaving the dog, the only verbal command permitted by the Handler shall be the word 'Stay'.

The Judge will approach the dog from the front and offer the food by hand, or from a suitable receptacle or by placing the receptacle on the ground. The Judge must not use force, open the dog's mouth, touch the dog with the food or receptacle or speak to the dog. The dog may smell, but must not take or lick the food offered to it. On order from the Judge; the Handler will about turn and return to the dog. Praise may be given to the dog between parts of the exercise and it will be at the discretion of the Judge in which order of position the dog is tested. The same procedure will be followed in each section of the exercise.

Orders from Judge:

'Forward', 'Halt', 'Stand (Stand your Dog)' or 'Down (Down your Dog)', 'Leave (Leave your Dog)', 'Halt', 'Return (Return to your Dog)', 'Part Exercise Finished', 'Exercise Finished'.

Deductions:

Disqualification: For a dog that attacks.

Zero Score: For a dog that shows an obvious tendency to attack, breaks from position, or takes or licks the food. If any other word is used rather than the executive word 'Stay' when the Handler is leaving the dog.

Substantial: For additional commands to sit, stand or down.

Minor: For any dog that fails to carry out any of the lesser points of the exercise.

5. (c) DIRECTED RETRIEVE (Optional) Maximum Points: 20

Principal Feature:

The dog to retrieve the designated glove on command.

Description of Exercise:

In this exercise the Handler will provide three predominantly white, wrist length cotton gloves, which must be open and must be approved by the Judge.

The Judge or Steward will then place the three (3) gloves across the end or side of the ring. The Handler with the dog sitting at heel, will stand in the ring facing in the opposite direction to and approximately twelve (12) metres from where the centre glove is placed. The gloves must not be placed into position until the completion of the previous exercise.

The three gloves should be placed in a straight-line approximately one (1) metre from the edge or side of the ring. The distance between neighbouring gloves is approximately six (6) metres. All three gloves must be clearly and equally visible to the dog when the Handler turns to face the glove designated by the Judge. The Handler should be able to look over their shoulder to check where the gloves are placed before turning around to face the gloves.

The gloves shall be designated 'One', 'Two' and 'Three' reading from left to right when the Handler turns and faces the gloves. The Judge will give the order 'One', 'Two', or 'Three' and then order the Handler to 'About Turn' and 'Halt'. The Handler will give the command to Heel, and then turn in place, right or left, to face the designated glove. The Handler will come to a halt with the dog sitting at heel. The Handler must not touch the dog, nor reposition the dog.

The Judge will then order 'Send (Send your Dog)'. The Handler will give the dog the direction to the designated glove with a single motion of either the left or the right hand and arm. The Handler may bend the body and knees to the extent necessary in giving the direction to the dog. The command to retrieve will be given either simultaneously with, or immediately after the giving of the direction, after which the Handler will stand erect in a natural position.

The dog will go directly to and retrieve the glove at a brisk pace, without unnecessary mouthing or playing with it.

The dog must sit directly in front of the Handler and hold the glove until the Judge orders 'Take it' when the Handler may give a command to surrender. The dog must remain sitting in front of the Handler until after the Judge orders 'Finish'. On the Handler's command, the dog must go briskly to the heel position and sit.

The exercise shall consist of a single retrieve. The same number glove will be used for every dog in the class in the trial. However if circumstances warrant, the Judge may alter which glove is used.

Orders from Judge:

'Take up Position', 'Glove Number One, Two or Three', 'About Turn', 'Halt', 'Send (Send your Dog)', 'Take it', 'Finish', 'Exercise Finished'.

Deductions:

Zero Score: For a dog that does not retrieve the designated glove on one command, anticipates the command to retrieve, refuses to give up the glove or does not deliver to hand. For any additional command to reposition the dog to face the designated glove.

Substantial: For slowness, excessive mouthing, failing to sit in front, or finish, or anticipate the finish. For touching the dog or excessive movement when turning to face the glove. For a dog, which fails to sit when; turning to face the glove.

Minor: For poor sits and finishes, minor mouthing of, or playing with the glove or where the glove is dropped and immediately picked up without further command. If the Handler drops the glove after it has been taken from the dog. For failure to carry out any of the lesser points of the exercise.

6. GROUP EXAMINATION: Maximum Points: 10

Principal Feature:

The dog to stand steadily off the lead until the completion of the exercise and not show undue resentment or shyness.

Description of Exercise:

This is a Group exercise. The Handlers will take up their positions with their right foot next to the Stay Markers, which are to be placed in a line approximately two and a half (2.5) metres apart, and with their dogs in the stand position. On order from the Judge to 'Leave (Leave your Dog)', the Handlers may give their dogs a command to stay and will immediately leave their dogs and move forward approximately five (5) metres. On further order from the Judge to 'About Turn', the Handlers will about turn and halt on command.

The Judge must approach each dog from the right or left front, but not direct front. The Judge will physically examine the dog's head, body, legs and hindquarters only. The mouth and tail must not be examined. This exercise should take no more than three minutes to complete.

The Judge will give the order 'Return (Return to your Dog)' whereupon the Handlers will return to their dogs. The dogs must remain in the stand position until after the Judge orders 'Exercise Finished' and must not show undue resentment or shyness to the Judge, to other dogs or to the Handlers.

The Judge may instruct a Steward to watch the other dogs while they conduct the individual examinations and to inform them of any incidents.

If there are insufficient competitors, the Judge will ask the Steward to furnish stand-in dogs to make up a Group. These dogs will not be examined and may be left on lead with their Handlers.

If a dog starts to roam, the Judge may instruct a Steward or the Handler to take the dog away from the other dogs.

Orders from Judge:

'Leave (Leave your Dog)', 'About Turn', 'Halt', 'Return (Return to your Dog)', 'Exercise Finished'.

Deductions:

Disqualification: For a dog that attacks.

Zero Score: For a dog which shows an obvious tendency to attack, breaks from position.

Minor: For a dog that moves its feet, for poor stands, or if Handlers do not leave and return with other Handlers.

**7. 5 Min. DOWN STAY
HANDLER OUT OF SIGHT**

Maximum Points: 25

Principal Feature:

The dog to stay off the lead in the down position until the completion of the exercise.

Description of Exercise:

This is a Group exercise. The Handlers will take up their positions with their right foot next to the Stay Markers which are to be placed in a line approximately two and a half (2.5) metres apart, and with their dogs in the down position. On order from the Judge to 'Leave (leave your Dog)', the Handlers may give their dogs a command to stay and will immediately leave and, accompanied by a Steward, go out of sight of the dogs to a point previously designated by the Judge.

After five (5) minutes from the time the Judge has ordered the Handlers to leave their dogs, the Steward will order 'Return (Return to your Dog)'. The Handlers must return to their dogs together. The dogs must not move from the down position until after the Judge orders 'Exercise Finished'.

If a dog gets up and starts to roam, the judge may instruct a Steward to take the dog away from the other dogs.

Orders from Judge:

'Leave (Leave your Dog)', 'Return (Return to your Dog)' (may be given by a Steward), 'Exercise Finished'.

Deductions:

Zero Score: For a dog which fails to remain in the down position, or which moves more than half its body length from where it was left.

Minor: For minor movements, e.g. fidgeting, or for a dog that lies down in a position which is commonly known as the 'Dead Dog' position, or if Handlers do not leave and return with other Handlers.

OBEDIENCE TRIAL JUDGING CHART - UTILITY DOG CLASS

TRIAL conducted byat.....on.....JUDGE.....

EXHIBIT NO.	MAX POINTS																
1. Seek Back.....	30																
2. Directed Jumping																	
Part I	20																
Part II	20																
3. Scent Discrimination																	
Part I	15																
Part II	15																
Part III	15																
4. Signal Exercise	30																
5a. Speak on Command or.....	20																
5b. Food Refusal or.....	20																
5c. Directed Retrieve.....	20																
Sub Total																	
6. Group Examination	10																
7. Five Minute Down Stay	25																
(Handler out of sight)																	
Total Score.....	200																
Less deductions for misbehaviour																	
Qualifying Score.....	170																



Marks for misbehaviour

Signature of Judge.....

UTILITY DOG EXCELLENT CLASS

The exercise for each dog and the maximum points shall be

1. Seek Back with Decoy Article	30
2. Positions in Motion	40
3. Scent Discrimination - Judges Scent	30
4. Directed Sendaway and Recall	30
5. Distance Control	30
6. Multiple Retrieve	30
7. Group Examination	10
TOTAL	200

Less penalty for misbehaviour.

1. SEEK BACK WITH DECOY ARTICLE Maximum Points 30

Principal Feature:

The dog, on command, to seek and retrieve the correct article.

Description of Exercise:

The dog must retrieve the article which has been scented by its Handler.

On entering the ring, the Handler will surrender two (2) identical, different numbered Seek Back articles, which will be placed on the Judge's table. The Judge must designate the article to be scented by the Handler, the seek back articles must be the same shape as and dimensions not to exceed those of a Scent Discrimination Article.

The Handler will take up position at the Starting marker. Using tongs, the Judge or Steward will offer the designated article to the Handler. Judging commences at this point. Immediately after receiving the article, and before imparting their scent, the Handler must show the article and say its number to the Judge. The Handler's scent must be imparted only from their hands, which must remain in plain sight. The Handler will then surrender the designated article on command to the Judge or Steward. The Judge or Steward must not touch the Handler's article with anything other than the tongs.

The articles will be placed discreetly on the track by the Judge or Steward whilst the Handler and dog are executing a heel pattern which will contain turns only and a final 'About Turn' and 'Halt'. The decoy article will be scented by the Steward and placed discreetly on the track by the Judge or Steward no closer than five (5) metres from the Handlers scented article.

When the dog and Handler have proceeded at least twenty (20) metres after the placement of both articles, the Judge must order 'About Turn', 'Halt' and will order the Handler to send the dog.

The Handler may place their hand gently over the dog's nose and will give the command to retrieve. The Handler must not point to the articles but may point in the direction of the track. As soon as the dog has commenced the return with an article, the Judge must order the Handler to turn and face the dog. The Handler must turn in place.

The dog is to find the Handler's scented article, to pick it up promptly, return, sit directly in front of the Handler and hold the article until the Judge orders 'Take it', whereupon the Handler may give a command to surrender. The dog must remain sitting in front of the Handler until the Judge orders 'Finish'. On the Handler's command, the dog must then go briskly to the heel position and sit.

The primary function of the heel work is to lay a track. Neither the Handler, Judge or Steward will cross the track nor will the Handler be halted less than twenty (20) metres from the articles.

Orders from the Judge:

'Thank You', 'Forward', (followed by heeling at normal pace with turns only and excluding the Figure Eight), 'About Turn', 'Halt', 'Send (Send your Dog)', 'Face (Face your Dog)', 'Take It', 'Finish', 'Exercise Finished', 'Article Correct' or 'Article Incorrect'.

Deductions

Zero Score: For a dog which does not find and retrieve the correct article on one command, retrieves the decoy article, anticipates the command to seek, refuses to give up the article, or does not deliver to hand.

Substantial: For a dog that fails to sit before being sent out or does not leave the Handler promptly; does not constantly seek or promptly return to the Handler with the article at least at a brisk pace; picks up the decoy article even though he puts it down immediately; excessively mouths the article. Fails to sit in front or finish or anticipates the finish.

Minor: For heeling imperfections, playing with or minor mouthing of the correct article or where the article is dropped and immediately picked up again without further command. If the Handler drops the article after it has been taken from the dog. For failure to carry out any of the lesser points of the exercise.

2. POSITIONS IN MOTION: Maximum Points 40

Principal Feature:

The dog and Handler are to work as a team without the use of a lead. The dog to promptly perform the Sit, Stand and Down on the first command, whilst the Handler is still in motion.

Description of Exercise:

The heeling is done in the same manner as in the Heel Free exercise excluding the 'Figure Eight'.

Commands to be by a single verbal OR a physical hand signal (but not both together). A command for the sit position in the 'In Motion' section is allowable.

On order from the Judge 'Forward' the Handler will command the dog to heel forward and both will then execute a heeling pattern as directed by the Judge. During normal pace the dog shall be required to be left in the Sit, Stand and Down positions whilst the Handler keeps moving forward. Orders for Positions in Motion will be the same for each dog and will be selected by the Judge. The judge will alert the Handler that a Position in Motion is coming up by naming the position coming up. The Judge will then order 'Now' and the Handler may give the appropriate command to the dog and walk on alone without hesitation. The Handler will walk forward until, at approximately five (5) metres from of the dog, the Judge will give the order to 'about turn'. The Handler will walk back past the dog's right hand side until, at approximately 3 metres behind the dog, the Judge will order 'about turn, collect your dog'. When the Handler is alongside the dog, the dog may be commanded to take up the heel position.

Orders from the Judge:

'Forward', followed by all the orders from the Heel Free exercise (except 'Figure Eight') plus the following, which may be given in any sequence, 'Sit Position Coming Up', 'Stand Position Coming Up', 'Down Position Coming Up', each position must be followed by the orders 'Now', 'About Turn', 'About Turn', 'Collect your Dog', 'Exercise Finished'.

Deductions

Zero Score: For a dog which is unmanageable, or for a dog that during the Positions in Motion fails to either sit, down, stand or remain in position. If the Handler uses a physical hand signal and verbal command together. If a Handler commands the dog to take up an incorrect position for any of the positions in motion.

Over 50%: If the Handler continually guides the dog or adapts their pace to the dog.

Substantial: For a Handler who hesitates when leaving the dog, returns past the dog on the left side during the Position's in Motion section. For any double command or failure to sit, stand or down during the heel routine, prolonged commands or slow response to commands.

Minor: For imperfections in heeling, poor sits, stands, downs and for failure to carry out any of the lesser points of the exercise.

3. SCENT DISCRIMINATION-JUDGE'S SCENT Maximum Points 30

Principal Feature:

The dog is to select the Judge's scented cloth and promptly retrieve.

Description of Exercise:

This exercise to be carried out with the cloths placed on the ground.

A Steward will place eight (8) cloths on the ground by hand in a pattern set by the Judge approximately 50cm apart with a space for the scented cloth. All cloths must be at least one (1) metre from the edge or the side of the ring.

The cloths to be used by the Judge should be removed from the container using tongs to prevent accidental scenting of the cloths to be placed on the ground. The Judge will impart their scent to the remaining two cloths. One of these will be placed in a designated place amongst the other eight (8) cloths when the Handler and dog are positioned at least five (5) metres away and facing away from the cloths as directed by the Judge with the dog at heel. The Handler will be asked 'Are You Ready' 'About Turn', 'Halt'. The Judge will then offer the remaining cloth to the Handler. The Handler may allow the dog to take the scent then stand upright and give the command to retrieve. The dog must go to the cloths at a brisk pace, but may take a reasonable time to select the correct cloth. The dog must work smartly and continuously. After picking up the correct cloth the dog must promptly return to the Handler and sit in front, holding the cloth until commanded to give. The dog must remain sitting until the Judge orders the Handler to 'Finish' whereupon the dog must go briskly to the heel position and sit. The Judge will give the command 'Exercise Finished' and then take the cloth from the Handler and state 'cloth correct' or 'cloth incorrect'.

Orders from the Judge:

'Are You Ready', 'About Turn', 'Halt', 'Scent your Dog', 'Send your Dog', 'Take It', 'Finish', 'Exercise Finished', 'Cloth Correct', 'Cloth Incorrect'.

Deductions:

Zero: For a dog that anticipates the command to retrieve, fails to retrieve the correct cloth on a single command, refuses to give up cloth or does not deliver to hand.

Substantial: For a dog that fails to sit before being sent out or does not leave the Handler promptly. Slow to go out to or return from the cloths, does not work constantly, excessive mouthing or plays with the cloths, picks up the wrong cloth even though the dog puts it down immediately, fails to sit in front on return, fails to finish, anticipates the finish.

Minor: Minor mouthing, poor sits or finishes, if the Handler drops the cloth after it has been taken from the dog, where the cloth is dropped and immediately picked up without further command or fails to carry out the lesser points of the exercise.

4. DIRECTED SENDAWAY AND RECALL **Maximum Points** **30**

Principal Feature:

The dog, on command, to leave the Handler and go to the Nominated Area as directed, to sit, and to come as directed.

Description of Exercise:

The dog on command is to be sent away to the Nominated Area and sit as directed, then recalled to heel and continue heeling with the Handler as ordered by the Judge.

Simultaneous command and signal is permitted.

The Judge will nominate an area, which will be positioned no closer than three (3) metres from any edge of the ring.

The Handler will take up a position indicated by the Judge at approximately twenty five (25) metres from the Nominated Area.

The Handler shall stand the dog in the position indicated by the Judge.

The Judge will then order 'Send'. The Handler may give the dog the direction to the Nominated Area with a single motion of either the left or right hand and arm. The Handler may bend the body and knees to the extent necessary in giving the direction to the dog. The command to send will be given either simultaneously with, or immediately after the giving of the direction, after which the Handler will stand erect in a natural position.

The dog must go directly to the Nominated Area at a brisk pace.

Once the dog is in the Nominated Area, it may sit automatically or the Handler may attract the dog's attention by using its name before giving a command to sit. The Judge will order the Handler to move 'Forward', 'About Turn' and then perform a 'Right' or 'Left' Turn. The Judge will order the Handler to 'Call (Call your Dog)' either before or after the 'About Turn'.

The Handler must be given the 'About Turn' no closer than ten (10) metres from the Nominated Area.

Orders from Judge:

'Take up Position', 'Send (Send your Dog)', 'Forward', 'About Turn', 'Call (Call your Dog)', 'Left or Right Turn', 'Halt', 'Exercise Finished'.

Deductions:

Zero Score: For a dog which needs more than one command to leave the Handler, fails to enter the Nominated Area, fails to sit where sent, sits entirely outside the Nominated Area, fails to go the required distance. Goes past the back edge of the Nominated Area or enters from behind. For the Handler giving a command to sit whilst the dog is outside the Nominated Area, for a dog that fails to come on the first command or anticipates any part of the Principal Feature.

Substantial: If a dog is slow going out, slow response to commands, does not go directly to the Nominated Area, does not return to the Handler at a brisk pace, or fails to heel with the Handler after being recalled.

Minor: For that particular part of the exercise, where the dog is substantially but not entirely within the Nominated Area. For imperfections in heeling and for failure to carry out any of the lesser points of the exercise.

5. DISTANCE CONTROL**Maximum Points****30****Principal Feature:**

The dog to sit, stand and down in response to the Handler's commands at a distance.

Description of Exercise:

Commands to be by a single verbal OR physical hand signal (but not both together).

The Judge will order the Handler to take up position at a designated point where the dog is not facing the Nominated Area, with the dog in the stand position. After the Handler has indicated they are ready, the Judge will order 'Leave (Leave your Dog)'. The Handler may command the dog to stay and move forward approximately ten (10) metres, and on the Judge's order 'About Turn' and 'Halt'. On separate orders from the Judge, the Handler will command the dog to sit, stand or down until six (6) changes of position have been completed. The Judge will decide the order of the positions; the same order is to be completed by each dog. The orders may be given by the Judge verbally or by signage which must be clearly visible to the Handler. The Judge will decide which method will be used and the same method will be used for each dog at the trial on the day. The dog must perform a Sit, Stand and Down at least once. At the completion of the changes of position, the Judge will order 'Return (Return to your Dog)'.

Orders from Judge:

'Take up your Position', 'Are you Ready', 'Leave your Dog', 'About Turn', 'Halt', 'Sit (Sit your Dog)', 'Stand (Stand your Dog)', 'Down (Down your Dog)'. These orders may be given verbally by the Judge or be able to be read by the Handler from visible signage. These orders may be given in any order, 'Return (Return to your Dog)', 'Exercise Finished'.

Deductions:

Zero Score: For a dog that is unmanageable, fails on a command to stand where left, fails to sit, stand or down on a single command or signal, anticipates the commands or signals, where the Handler anticipates the Judge's orders or gives the wrong command. For a dog that moves more than one and a half body length from where it was left, such movement to be from the initial stand position to the final position or the Handler uses a physical hand signal and verbal command together.

Substantial: Slow response to commands, or prolonged commands.

Minor: For failure to carry out any of the lesser points of the exercise.

6. MULTIPLE RETRIEVE:

Maximum Points

30

Principal Feature:

The dog to retrieve the designated articles on command.

Description of Exercise:

This exercise consists of two (2) retrieves only.

The Handler will provide three leather Scent Discrimination articles that may be any colour including white or black and may be numbered. The articles must not be covered with any material or painted. The dog must retrieve an article in each of the two (2) tests.

The Handler, with the dog sitting at heel, will stand in the ring facing in the opposite direction to, and at approximately twelve (12) metres from where the centre article is to be placed. The Judge or Steward will then place three articles in a straight line with the articles approximately six (6) metres apart, tongs must be used. Articles to be placed approximately one (1) metre from the edge of the ring. The Handler should be able to look over their shoulder to watch where the articles are placed. Preferably articles and markers should not be visible to the dog at the commencement of the exercise.

The positions should be designated 'One' 'Two' 'Three' reading from left to right when the Handler turns to face them.

The Judge will give the order 'One' 'Two' or 'Three' and then order the Handler to 'About Turn', 'Halt'. The Judge will decide the order for each dog. The same two (2) articles must be used for all dogs in that class. The Handler will give the command to heel, then turn in place, right or left, and come to a halt with the dog sitting at heel and facing the designated position. The Handler must not touch or reposition the dog.

The Judge will order 'Send (Send your Dog)'. The Handler will give the dog the direction to the designated position with a single motion of either the left or right hand and arm. The Handler may bend the body and knees to the extent necessary in giving the direction to the dog. The command to retrieve will be given either simultaneously with or immediately after the giving of direction, after which the Handler will stand erect in a natural position.

The dog will go directly to and retrieve the designated article at a brisk pace, without unnecessary mouthing or playing with it. The dog must sit directly in front of its Handler and hold the article until the judge orders 'Take it' whereupon the Handler may give a command to surrender. The dog must remain sitting in front of the Handler until after the Judge orders 'Finish'. On the Handler's command the dog must go briskly to the heel position and sit.

The Judge will state 'Part Exercise Finished' or 'Exercise Finished', followed by 'Take up position' if a further article is to be retrieved. Should the dog retrieve the wrong article, or does not retrieve an article where a further article is to be retrieved, the Steward will replace the article and remove the article to be retrieved in that test once the Judge orders 'Take up Position' for the next part of the exercise.

Praise may be given to the dog between parts of the test. The same procedure will be followed in each section of the test.

Orders from Judge:

'Take up Position', 'Article Number One, Two or Three', 'About Turn', 'Halt', 'Send (Send your Dog)', 'Take it', 'Finish', 'Part Exercise Finished', 'Exercise Finished', 'Article Correct' or Article Incorrect' followed by 'Take Up Position' if a further article is to be retrieved.

Deductions:

Zero Score: For a dog that does not retrieve the designated article on one command, or retrieves the incorrect article; anticipates the command to retrieve, refuses to give up the article or does not deliver to hand, where the incorrect article is picked up even though it is immediately put down. For any additional command to reposition the dog to face the designated position.

Substantial: For slowness, excessive mouthing, for failing to sit in front, or finish, or anticipates the finish. For touching the dog or excessive motions when turning to face the article. For a dog which fails to sit when turning to face the position.

Minor: For poor sits or finishes, minor mouthing or playing with the article or where the article is dropped and immediately picked up without further command. If the Handler drops the article after it has been taken from the dog. For failure to carry out any of the lesser points of the exercise.

Note – A ‘non-qualifying’ score in a part of this exercise shall be deemed to be a non-qualifying score for the whole of the exercise.

7. Group Examination **Maximum Points** **10**

Principal Feature:

This is a group exercise. The dog is to stand steadily off the lead until the completion of the exercise and not show undue resentment or shyness.

Description of Exercise:

On the order to ‘Take up your Position’ the Handlers will command their dog to stand in the heel position with their right foot next to the Stay Markers, which are to be placed in a line approximately two and a half (2.5) metres apart. The Handlers will be asked ‘Are you Ready’. The next command will be ‘Leave (Leave your Dogs)’ whereupon the Handlers may give their dog a command to stay and walk approximately ten (10) metres and halt as directed, with their backs to the dogs.

The Handlers are not permitted to look over their shoulders at the dogs.

The Judge will approach each dog from the right or left front not direct front. The Judge will physically examine the dog’s head, body, legs and hindquarters only. The mouth or tail must not be examined. An approximate time of three (3) minutes should be sufficient for this exercise. After the dogs have been examined the Handlers will be ordered to return to their dogs. Dogs must remain in position until after the Judge orders ‘Exercise Finished’.

If there are insufficient competitors, the Judge will ask the Steward to furnish stand-in dogs to make up a Group. These dogs will not be examined and may be left on lead with their Handlers.

Orders from Judge:

‘Take Up your Position’, ‘Are you Ready’, ‘Leave (Leave your Dogs)’, ‘Halt’, ‘Return (Return to your Dogs)’, ‘Exercise Finished’.

Deductions:

Disqualification: For a dog which attacks.

Zero Score: For a dog that shows an obvious tendency to attack, breaks from position. For Handlers that look over their shoulders at their dogs.

Minor: For a dog that moves its feet, for poor stands, or if the Handlers do not leave and return with other Handlers.

OBEDIENCE TRIAL JUDGING CHART - UTILITY DOG EXCELLENT CLASS

TRIAL conducted byat.....**on.....**JUDGE.....

EXHIBIT NO.	MAX POINTS															
1. Seek Back With Decoy.....	30															
2. Positions In Motion.....	40															
3. Scent Discrimination - Judge's Scent.....	30															
4. Directed Sendaway and Recall.....	30															
5 Distance Control.....	30															
6. Multiple Retrieve Part I.....	15															
Part II.....	15															
Sub Total																
7. Group Examination.....	10															
Total Score.....	200															
Less deductions for misbehaviour																
Qualifying Score.....	170															

 **Marks for misbehaviour**

Signature of Judge.....